





YOUNG


MISSIONARIES



Learn **French** *Words*



EN VOYAGEANT
While traveling



**BEAUTIFUL
WATERCOLOR
IMAGES**
+
**FRENCH
PRONUNCIATION
HELP**
+
**WRITING &
COLORING
ACTIVITIES**


ANNE-LAURE WYNTER

YOUNG



MISSIONARIES

Learn **French** *words*



EN VOYAGEANT
While traveling

ANNE-LAURE WYNTER

Young Missionaries Learn French Words
Copyright© 2024 by Anne Laure Wynter.

All Rights Reserved.
ISBN 9798334698284

First edition

Printed in the USA

Total or partial reproduction of this work, information processing and transmission, be it by electronic or mechanical means, audio, by photocopying or by any other medium without permission in writing from the publisher is prohibited and punishable by law. Except in the case of brief quotations embodied in critical articles and reviews.

Further Information:

For more information, or how you can support this ministry, please send an email to hello.antstalents@gmail.com. We thank you for your interest.

Wishing you God's blessing as you read.

A NOTE TO PARENTS AND TEACHERS


To effectively use this book for teaching French words to children, engage them by combining visual and auditory learning methods. Start by showing the image, say the English word, and then say the French word with its correct pronunciation, encouraging the child to repeat it after you. For example while showing the passport image, you can say: **the passport** is "**luh pahs-por**", aiding yourself with the red writing as you can see below, if needed. Make it interactive by creating simple games, like matching the French word to the correct image, or practicing pronunciation together. Reinforce learning through repetition and by incorporating the new words into everyday conversations or activities, making the process fun and immersive.

English word

French word

The passport
LE PASSEPORT
(LUH PAHS-POR)

Pronunciation



YOUNG MISSIONARIES & TRAVELING

Combining travel with learning about being a missionary can offer children a unique and enriching experience. By exploring new places, children can gain a broader perspective on the world while understanding the importance of missionary work.

Exploring Missionary Work

As children travel to different regions, they can learn about the history of missionary work in those areas. For example, while visiting a country with a rich Christian history, such as Germany, children can explore sites where missionaries like William Carey lived and worked.

Biblical Foundation

Teach children Bible verses that emphasize the call to share the Gospel. Mark 16:15 states, "And he said unto them, Go ye into all the world, and preach the gospel to every creature." This verse can be a guiding principle for understanding the missionary's role during their travels.

Cultural Immersion

Encourage children to learn about and respect the cultures they encounter. Proverbs 22:6 reminds us, "Train up a child in the way he should go: and when he is old, he will not depart from it." This verse underscores the importance of teaching children to appreciate diversity and to understand the different ways people worship and live.

Service Opportunities

Incorporate service projects into the travel experience. Whether it's helping in a local church or participating in a community outreach program, these acts of service can teach children the value of helping others, similar to the work of missionaries. Matthew 25:40 says, "Inasmuch as ye have done it unto one of the least of these my brethren, ye have done it unto me."

Spiritual Reflection

Use travel experiences to encourage spiritual growth. As children witness the impact of missionary work, they can reflect on their role in God's plan, developing a heart for service and a deeper understanding of their faith.

In a suitcase, a man or a boy can put
**DANS UNE VALISE, UN HOMME OU UN
GARÇON PEUT METTRE**

(DAHNZ UHN VAH-LEEZ, AHN OHM OO AH GAR-SOH
PUH MEHTR)

His sandals
SES SANDALES
(SEH SAHN-DAL)



His shirt
SA CHEMISE
(SA SHUH-MEEZ)



A T-shirt
Un Tee-shirt
(AH TEE-SHIRT)



His jacket
SA VESTE
(SA VEST)



A suit
UN COSTUME
(AH KOOS-TUME)



A pant
UN PANTALON
(AH PAN-TA-LOH)



Some underwear
**QUELQUES SOUS-
VÊTEMENT**
(KELK SOO-VET-
MAH)



A swimsuit
**UN MAILLOT
DE BAIN**
(AH MAH-YO
DUH BAH)



A woman or girl can put these things in a suitcase
**UNE FEMME OU UNE FILLE PEUT
METTRE CES CHOSES DANS UNE VALISE**

(UNE FAHM OO UNE FEE PUH MEHTR SEH SHOHZ DAH UNE
VAH-LEEZ)

A coat

UN MANTEAU
(AH MAHN-TOH)



A sweater

UN PULLOVER
(AH PU-LOH-VAYR)



Her pajamas

SON PYJAMA
(SOH PEE-JAH-MAH)



Some shoes

DES CHAUSSURES
(DAY SHOH-SURE)



A skirt

UNE JUPE
(UNE JUPE)



A jeans

UN JEAN
(AH JEEN)



A vest

UN GILET
(AH JEE-LAY)



A dress

UNE ROBE
(UNE ROHB)



This accessories can be useful

CES ACCESSOIRES PEUVENT ÊTRE UTILES

(CAY AK-SEH-SWAR PUH-VAW NAYTR UH-TEEL)

An umbrella

UN PARAPLUIE

(AH PAH-RAH-PLEW-EE)



A hiking backpack

SAC À DOS DE RANDONNÉE

(SAHK AH DOH DUH RAHN-DON-AY)



A cap

UNE CASQUETTE
(UNE KASS-KET)

A briefcase

UNE MALETTE

(UNE MAH-LET)



Some sunglasses

DES LUNETTES DE SOLEIL

(DAY LU-NET DUH SO-LEY)

A hat

UN CHAPEAU

(AH SHAH-POH)



A handbag

UN SAC À MAIN

(AH SAK AH MAHN)



A belt

UNE CEINTURE

(UNE SAH-TEWR)



If it is cold, you can bring

SI IL FAIT FROID, TU PEUX APPORTER

(SI IL FAY FRWAH, TU PUH APPOR-TAY)

Snow boots

DES BOTTES DE NEIGE
(DAY BOT DUH NEYJE)



Un winter hat

UN BONNET D'HIVER
(UN BO-NAY DEE-VER)



Some socks

DES CHAUSSETTES
(DAY SHOW-SET)



A scarf

UNE ÉCHARPE
(UNE AY-SHARP)

some gloves

DES GANTS
(DAY GAH)



Rain boots

DES BOTTES DE PLUIE

(DAY BOT DEH PLOO-WEE)



Your down jacket

UNE DOUDOUNE
(UNE DOO-DOON)




Some mittens

DES MOUFLES
(DAY MOO-FL)



In your care kit you can put
DANS TA TROUSSE DE SOIN TU PEUX Y METTRE
(DAH TA TROOS DEH SWAH, TU PUH EE METR)



A hair brush
UNE BROSSSE À CHEVEUX
(UNE BROSS AH SHEH-VUH)

Your perfume
TON PARFUM
(TOH PAR-FAH)



Mosquito spray
SPRAY ANTI-MOUSTIQUE
(SPRAY AH-TI-MOO-STEEK)



Some lotion
DE LA LOTION
(DUH LAH LOH-SYOH)




Some shampoo
DU SHAMPOING
(DUH SHAM-PWAH)

Your toothbrush
TA BROSSSE À DENTS
(TAH BROSS AH DAH)



Some toothpaste
DU DENTIFRICE
(DUE DAH-TEE-FREES)



some soap
DU SAVON
(DUH SAH-VOH)



You can bring a first aid kit that contains
TU PEUX APPORTER UNE TROUSSE DE SECOURS CONTENANT

(TUE PUH APPORTAY UNE TROOS DUH SUH-KOOR KON-TUH-NAH)

Some bandages
DES PANSEMENTS
(DAY PAHN-SEH-MAH)

Activated charcoal
DU CHARBON ACTIVÉ
(DUE SHAHR-BON AHK-TEE-VAY)

Some cisors
DES CISEAUX
(DAY SEE-ZOH)

Powdered cayenne pepper

DU PIMENT DE CAYENNE EN POUDRE
(DU PEE-MAH DEH KAY-EN AH POO-DR)

An oral thermometer
UN THERMOMÈTRE ORAL
(AH TER-MO-MEH-TROR-AL)

Some adhesive tape
DU RUBAN ADHÉSIF
(DUE REW-BAH AH-DAY-ZEEF)

Some tweezers
UNE PINCE À ÉPILER
(UNE PAHS AH EH-PEE-LAY)

A pair of nonlatex gloves
UNE PAIRE DE GANTS SANS LATEX
(UNE PAIR DUH GAH SAH LATEX)

Adhesive bandages
DES BANDAGES ADHÉSIF
(DAY BAH-DAHJ AH-DAY-ZEEF)

An antiseptic ointment
UNE POMMADE ANTISEPTIQUE
(UNE POM-MAD AH-TEE-SEP-TEEK)



You can bring these activities or games


TU PEUX APPORTER CES ACTIVITÉS OU JEUX

(TUE PUH APPORTAY SAY AK-TEE-VEE-TAY OO JUH)

A toy
UN JOUET
(UH JOO-AY)



A stuffed animal
**UN ANIMAL EN
PELUCHE**
(AH (N)AH-NEE-MAL
AH PEL-USH)



A ball
UNE BALLE
(UNE BAHL)



A whistle
UN SIFFLET
(AH SEEF-LAY)



A torch
UNE TORCHE
(UNE TORSH)



A notebook
UN CAHIER
(AH KAH-YAY)

Some books
DES LIVRES
(DAY LEEVR)



A computer
UN ORDINATEUR
(AH (N)OR-DI-NAH-TUHR)



Depending on your mission, you could prepare donations such as

EN FONCTION DE TA MISSION, TU POURRAIS PRÉPARER DES DONs COMME

(AH FONK-SYOH DUH TAH MEE-SYOH, TUE POUR-RAY PREH-PAI-RAY DAY DON KOM)



Some Food
DE LA NOURRITURE
(DUH LA NOO-REE-TURE)



The good news of the gospel
LA BONNE NOUVELLE DU GOSPEL
(LA BOHN NOO-VEL DU GAW-SPEL)



Encouraging messages
DES MESSAGES ENCOURAGEANT
(DAY MAY-SAHJ AH-COO-RAH-JAH)



Care packs
DES TROUSSES DE SOINS
(DAY TROOS DUH SWAN)



Medical materials
DU MATÉRIEL MÉDICAL
(DU MAH-TEH-REE-EL MEH-DEE-KAL)



Some gifts
DES CADEAUX
(DAY KAH-DOH)



Some Bibles
DES BIBLES
(DAY BEE-BL)



Some books
DES LIVRES
(DAY LEEVR)




Some clothes
DES VÊTEMENTS
(DAY VET-MOH)

Some toys
DES JOUETS
(DAY JOO-AY)



Some blankets
DES COUVERTURES
(DAY COO-VER-TURE)



Some school supplies
DES FOURNITURES SCOLAIRES
(DAY FOOR-NEE-TURE SKOH-LER)

To travel you can take



POUR VOYAGER TU PEUX PRENDRE

(PUR VWA-YAH-JAY TUE POO PRON-DR)



A plane
UN AVION
(AH (N)AH-VYOH)

A boat
UN BATEAU
(AH BAH-TOH)



A bus
UN BUS
(AH BUZE)

An helicopter
UN HÉLICOPTÈRE
(AH (N)AY-LEE-KOP-TER)



A canoe
UNE PIROGUE
(UNE PEER-OG)



A camper van
UN CAMPING-CAR
(AH CAMPING-CAR)



A taxi
UN TAXI
(AH TAX-EE)

A motorcycle
UNE MOTO
(UNE MOH-TOH)



A pickup truck
UNE CAMIONNETTE
(UNE KAH-MYOH-NET)




A scooter
UN SCOOTER
(AH SKOO-TER)




A car
UNE VOITURE
(UNE VWA-TURE)

A caravan
UNE CARAVANE
(UNE KAR-AH-VAHN)



A tramway
UN TRAMWAY
(AH TRAHM-WAY)

A train
UN TRAIN
(AH TRAH)



A Bicycle
UN VÉLO
(AH VAY-LOH)




You could even take these animals as a transportation mean
**TU POURRAIS MÊME PRENDRE CES ANIMAUX
COMME MOYEN DE TRANSPORTATION**
(KEE SEH? TUE POUR-RAY MAM PRON-DRE SAY AH-NEE-MOH KOM
MWAN DEH TRANSPOR)

An elephant
UN ELÉPHANT
(AH (N)AY-LAY-FAH)



A horse
UN CHEVAL
(AH CHUH-VAHL)



A camel
UN CHAMEAU
(AH SHA-MOH)




A llama
UN LAMA
(AH LAH-MAH)

A yak
UN YAK
(AH YAK)



A donkey
UN ÂNE
(AH (N)AHN)



To greet someone and be polite you can say
**POUR SALUER QUELQU'UN ET ÊTRE
POLI, TU PEUX DIRE**

(PUR SÀ-LUAY KEL-KUN AY EHTR PO-LEE, TUE POO DEER)

Hello / Good morning

BONJOUR

(BOH-JOOR)

Hi

SALUT

(SAH-LUE)

Good evening

BONSOIR

(BOH-SWAHR)

How are you? (formal)

COMMENT ALLEZ-VOUS ?

(KOH-MAH (T)AH-LAY-VOO?)

How are you? (informal)

COMMENT VAS TU ?

(KOH-MAH VAH TUE?)

How are you? (informal)

ÇA VA ?

(SÀH VAH ?)

Excuse-me

EXCUSEZ-MOI

(EX-KUE-ZAY-MWA)

Please

S'IL VOUS PLAÎT

(SIL VOO PLAY)

Thank you

MERCI

(MER-SEE)

You are welcome

DE RIEN

(DUH RYAH)

Bye

AU REVOIR

(OH RUH-VOO-AHR)

See you soon

À BIENTÔT

(AH BEE-AH-TOE)



HELLO

To ask for help during your trip you could say
**POUR DEMANDER DE L'AIDE PENDANT
TON VOYAGE TU POURRAIS DIRE**

(PUR DEH-MAH-DAY DUH LED PAHDAH TOH VWA-YAHJ
TUE POUR-RAY DEER)

Can you help me?

POUVEZ-VOUS M'AIDER

(POO-VAY-VOO MEH-DAY)

I would like to go to

JE VOUDRAIS ALLER À

(JUH VOOD-RAY AL-LAY AH)

I'm looking for

JE CHERCHE LE

(JUH SHERCH LUH)

What time is the

À QUELLE HEURE EST LE

(A KEL-LEUR EH LUH)

Walk

MARCHER

(MAR-SHAY)

Where is the

OÙ EST LE

(OO EH LE)

Take a bus

PRENDRE UN BUS

(PRODR UN BUSE)

I am lost

JE SUIS PERDU

(JUH SWEE PER-DUE)



How can I go to

COMMENT PUIS-JE

ALLER À

(KOH-MAH PWEH-JE

AH-LAY AH)

In how long

DANS COMBIEN DE

TEMPS

(DAH KOM-BEE-AH

DUH TAH)

Am I on the right path?

SUIS-JE SUR LE BON

CHEMIN ?

(SWEE-JEH SUR LUH

BOH SHEH-MAH?)

Could you drive me to

POURRIEZ-VOUS ME

CONDUIRE À

(POOR-YAY VOO MUH

KON-DWEER AH)

A few words to find your direction

QUELQUES MOTS POUR TROUVER TA DIRECTION

(KEL-KUN MOH POUR TROO-VAY TA DEE-REK-SYOHN)

Go
ALLEZ
(AL-LAY)

Turn
TOURNEZ
(TOOR-NAY)



Straight
TOUT DROIT
(TOO DRWA)

To the right
À DROITE
(AH DRWAHT)



In front of
EN FACE DE
(AN FAHS DUH)

To the left
À GAUCHE
(AH GOHSH)


On the other side
DE L'AUTRE COTE
(DUH LOTR CO-TAY)

In front of
DEVANT
(DUH-VAH)



U-TURN
DEMI-TOUR
(DEH-MEE TOOR)

Behind
DERRIÈRE
(DAY-REE-AIR)



More words to find your direction

PLUS DE MOTS POUR TROUVER TA DIRECTION

(PLUCE DUH MOH POUR TROO-VAY TA DEE-REK-SYOH)

Direct yourself toward

DIRIGEZ-VOUS VERS


(DEE-REE-JAY VOO VEHR)



Down the path

EN BAS DU CHEMIN

(AH BAH DUE SHEH-MAH)



In the country

À LA CAMPAGNE

(AH LAH KAHM-PAHN-YUH)

Up the street

EN HAUT DE LA RUE

(AH OH DUH LA RUE)

In the city

EN VILLE

(AN VEEL)

In the city center

AU CENTRE VILLE

(AU SAHN-TRE VEEL)

Toward the sea

VERS LA MER

(VER LA MAIR)

In the old city

DANS LA VIEILLE VILLE

(DAH LA VYAY VEEL)

In the suburbs

EN BANLIEUE

(AH BAH-LEE-UH)

In the hintercountry

DANS L'ARRIÈRE PAYS

(DAH LAR-YER PAYEE)

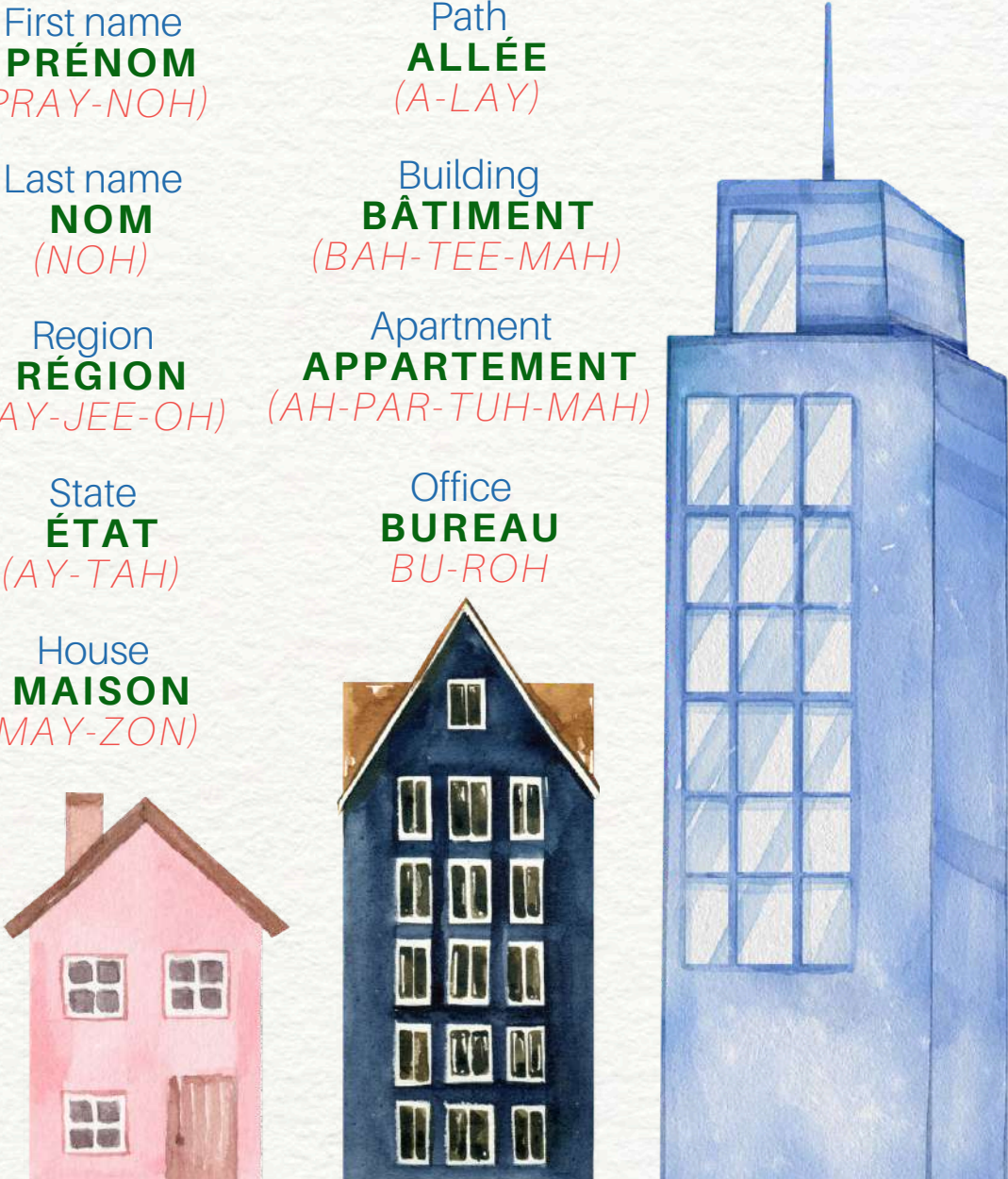


Some words you can find in an address

QUELQUE MOTS QUE TU PEUX TROUVER DANS UNE ADRESSE

(KELK MOH KUH TUE PUH TROO-VEY DAH UNE AH-DRESS)

Number NUMÉRO (NUM-EH-ROH)	First name PRÉNOM (PRAY-NOH)	Path ALLÉE (A-LAY)
Avenue AVENUE (AH-VUH-YOO)	Last name NOM (NOH)	Building BÂTIMENT (BAH-TEE-MAH)
Street RUE (RUE)	Region RÉGION (RAY-JEE-OH)	Apartment APPARTEMENT (AH-PAR-TUH-MAH)
City VILLE (VIL)	State ÉTAT (AY-TAH)	Office BUREAU BU-ROH
Postal code CODE POSTAL (COD-POH-STAH)	House MAISON (MAY-ZON)	
Country PAYS (PAYEE)		



Going to a specific place

ALLER À UN ENDROIT SPÉCIFIQUE

(AL-LAY HA AH AHDR-WAH SPE-SEE-FEEK)



The orphanage
L'ORPHELINAT
(L'OR-FEH-LEE-NAH)



The church
L'ÉGLISE
(LAY-GLEEZ)

The school
L'ÉCOLE
(LAY-COHL)



The hotel
L'HÔTEL
(LOH-TEL)



The tourist lodge
LE GÎTE TOURISTIQUE
(LUH JEET TOOR-ISTEEK)



The restaurant
LE RESTAURANT
(LUH RES-TOH-RAH)



The bank
LA BANQUE
(LAH BAHK)



The store
LE MAGASIN
(LUH MAH-GAH-ZAH)



The bakery
LA BOULANGERIE
(LAH BOO-LAH-JUH-REE)





The thrift store
LA FRIPERIE
(LAH FREE-PREE)

The city hall
LA MAIRIE
(LAH MAY-REE)




The library
LA LIBRAIRE
(LAH LEE-BREH-REE)



Touristic sites
SITES TOURISTIQUES
(SEET TOOR-ISTEEK)

The hospital
L'HÔPITAL
(LOH-PEE-TAHL)



The farm
LA FERME
(LAH FERM)



The firemen station
**LA CASERNE DES
POMPIERS**
(LA KAH-ZERN DAY
POM-PYAY)



The police station
LA STATION DE POLICE
(LA STAH-SYOH DUH POLEES)



The supermarket
**LE SUPER
MARCHÉ**
(LUH SUPER MAR-
CHAY)



Terms to introduce yourself

DES TERMES POUR TE PRÉSENTER

(DAY TERM POUR TEH PREH-ZON-TAY)



My name is
JE M'APPELLE
(JUH MA-PEL)

Nice to meet you
RAVI DE VOUS RENCONTRER
(RAH-VEE DUH VOO RO-CO-TRAY)

Sir / Mister / Mr.
MONSIEUR
(MUH-SYUH)

I'm coming from
JE VIENS DE
(JUH VEE-AH DUH)

Madam / Mrs
MADAME
(MAD-AM)

Miss / Ms
MADMOISELLE
(MAD-UH-MO-WA-ZEL)

Delighted
ENCHANTÉ
(AH-SHAH-TAY)

I am ... years old
J'AI... ANS
(J'AY... AH)

I am
JE SUIS
(JUH SWEE)

You are (formal)
TU ES
(TUE EH)

He / she is
IL/ELLE EST
(IL/EL EH)

We are
NOUS SOMMES
(NOO SOM)

You are (many people or formal)
VOUS ÊTES
(VOO ZAYT)

They are (masculine / feminine)
ILS/ELLES SONT
(IL/EL SOH)

To get to know someone, you could say
POUR APPRENDRE À CONNAÎTRE QUELQU'UN
(PUR AP-REHN-DRUH A KEL-KUN)

What is your name? (informal)

COMMENT VOUS APPELEZ VOUS ?
(KOH-MAHN VOOS AH-PAY-LAY VOOS?)

And you? (informal)

ET VOUS ?
(E VOO?)

What is your name? (formal)

COMMENT T'APPELLES TU?
(KOH-MAH T'AP-PEL TUE?)

And you? (formal)

ET TOI ?
(E TWA?)

Where are you from? (informal)

D'OÙ VENEZ-VOUS?
(DOO VE-NAY-VOO?)

Where are you from? (formal)

D'OÙ VIENS-TU?
(DOO VYEN TUE?)

Yes

OUI
WEE

No

NON
NO

Not

PAS
(PAH)

Really

VRAIMENT
(VRAY-MO)





Could you repeat
POUVEZ VOUS RÉPÉTER
POO-VAY VOO RAYPAYTAY

Speak slower please
PARLEZ PLUS LENTEMENT
S'IL VOUS PLAÎT
(PARLAY PLU LUH-TUH-MAH
(SIL VOO PLAY)

Do you mind
CA VOUS DÉRANGE
SAH VOO DAY-RAH-GE

Of course
BIEN-SÛR
(BEE-AH SIR)

No problem
PAS DE PROBLÈME
(PAH DUH PRO-BLEM)

Why not
POURQUOI PAS
(POOR-KO-AH PAH)

In fact
EN FAIT
(AN FEHT)

It is
C'EST
(SEH)

Awesome
GÉNIAL
(JENNY-AHL)

Nice
BIEN / SYMPA
(BEE-AH / SAH-PAH)

Interesting
INTÉRESSANT
(AH-TER-RES-SAH)

I have
J'AI
(J'AY)

You have
TU AS
(TUE AH)

He / she has
IL / ELLE A
(IL / EL AH)

We have
NOUS AVONS
(NOO AH-VO)

You have
VOUS AVEZ
(VOO AH-VAY)

They have (masculine / feminine)
ILS/ELLES ONT
(IL / EL OH)

To speak about your hobbies
POUR PARLER DE TES PASSE-TEMPS
(PUR PAR-LAY DUH TAY PAHS-TAH)

Hiking
LA RANDONNÉE
(LA RAN-DO-NAY)

To garden
JARDINER
(JAR-DEE-NAY)

To draw
DESSINER
(DEH-SEE-NAY)



To paint
PEINDRE
(PAHDR)




To read
LIRE
(LEER)

To sew
COUDRE
(KOOD-RE)

To swim
NAGER
(NAY-JAY)

To write
ÉCRIRE
(EK-REER)



The photography
LA PHOTOGRAPHIE
(LA FO-TOH-GRA-FEE)

I like
J'AIME
(J'AYM)

You like
TU AIMES
(TUE AIM)

He / she likes
IL/ELLE AIME
(IL/EL AIM)

We like
NOUS AIMONS
(NOO ZAY-MOH)

You like (formal)
VOUS AIMEZ
(VOO ZAY-MAY)

They like (masculine / feminine)
ILS/ELLES AIMENT
(IL/EL AIM)

If you discuss about nationalities
SI TU DISCUTES DE NATIONALITÉS
(SI TU DEE-SKUT DUH NAH-SYOH-NAH-LEE-TEH)

ADD THE LETTER IN () FOR A FEMALE



American
AMÉRICAIN(E)
(AM-ER-I-KAH (KEN))



Egyptian
ÉGYPTIEN(NE)
(AY-JEEP-SYAH(N))



Australian
AUSTRALIEN(NE)
(OH-STRAH-LYAH(N))



French
FRANÇAIS(E)
(FRAH-SEY(Z))



Italian
ITALIEN(NE)
(EE-TAH-LYAH(N))



Spanish
ESPAGNOL(E)
(ES-PAHN-YOL)



British
BRITANNIQUE
(BREE-TAH-NEEK)



Chinese
CHINOIS(E)
(SHEE-NWAH(Z))



German
ALLEMAND(E)
(AL-MAH(D))



Canadian
CANADIEN(NE)
(KAN-AD-YAH(N))



Senegalese
SÉNÉGALAIS(E)
(SENEGA-LAY(Z))



Indian
INDIEN(NE)
(AH-DEE-AH(N))



South Korean
SUD-CORÉEN(NE)
(SUD KO-RAY-AH(N))



Brazilian
BRÉSILIEN(NE)
(BRAY-ZIL-YAH(N))



Russian
RUSSE
(RUSE)



Portuguese
PORTUGAIS(E)
(PORTUG-EY(Z))



Japanese
JAPONAIS(SE)
(JA-POH-NAY(Z))



Mexican
MEXICAIN
(MEXI-KAH(N))

Have a discussion about jobs

AVOIR UNE DISCUSSION SUR LES MÉTIERS

(A-VWAHR OON DEE-SKYOOS-SYOHN SYOOR LEH MAY-TEE-YAY)



Dentist
DENTISTE
(DAH-TEEST)



Teacher
PROF
(PROF)



Doctor
DOCTEUR
(DOK-TUHR)



Carpenter
MENUISIER
(MUH-NWE-ZEE-EY)



Pilot
PILOTE
(PEE-LOT)



Fireman
POMPIER
(POM-PYAY)



Artist
ARTISTE
(AR-TEEST)



Chef
CHEF
(SHEF)



policeman
POLICIER
(POH-LEE-SYAY)

A few words to know a family
**QUELQUE MOTS POUR CONNAÎTRE
UNE FAMILLE**

(KEL-KUH MWOH POUR KOH-NAYTRE OON FAM-EE-YEE)

Parents
PARENTS
(PAH-RAH)

Father
PÈRE
(PAIR)

Mother
MÈRE
(MEHR)

Children
ENFANTS
(AH-FAH)

Brother
FRÈRE
(FRER)

Sister
SOEUR
(SUHR)

Son
FILS
(FEES)

Daughter
FILLE
(FEE-YUH)



One
UN
(AH)

Two
DEUX
(DUH)

Three
TROIS
(TRWAH)

Four
QUATRE
(KATR)

Five
CINQ
(SAHK)

Six
SIX
(SEESS)

Seven
SEPT
(SET)

Eight
HUIT
(WEET)

Nine
NEUF
(NUHF)

Ten
DIX
(DEESS)

Eleven
ONZE
(OHZ)

Twelve
DOUZE
(DOOZ)

Here are terms to discuss the time

VOICI DES TERMES POUR DISCUTER DE L'HEURE

(VWAH-SEE DAY TERM POUR DEE-SKU-TAY DUH LUHR)

What time is it?

QUELLE HEURE EST-IL?

(KEL UHR EH-TEEL)

My watch

MA MONTRE

(MAH MOHN-TRUH)

Noon

MIDI

(MEE-DEE)

In two hours

DANS DEUX HEURES

(DUHZ UHR)

AM

DU MATIN

(DUE MAH-TAH)

How long

COMBIEN DE TEMPS

(KOH-BYAH DUH TAH)

It is

IL EST

(EEL EH)

Midnight

MINUIT

(MEE-NWEE)

Eight o'clock

HUIT HEURES

(WEET UHR)

PM

DE L'APRÈS-MIDI

(DUH LAH-PRE MEEDEE)



Eight and a quarter hours

HUIT HEURES ET QUART

(WEET UHR AY KAR)

Eleven forty one

ONZE HEURE QUARANTE ET UN

(OHZ UHR KA-RENT AY AH)

Twelve thirty two

DOUZE HEURES TRENTE DEUX

(DOOZ UHR TRAHNT DUH)

A quarter to seven

SEPT HEURE MOINS QUART

(SET UHR MWAH KAR)

Four thirty

QUATRE HEURE ET DEMI

(KATR UHR AY DUH-MEE)

Ten forty three

DIX HEURE QUARANTE TROIS

(DEESS UR KARAHNT TRWAH)



In twenty seconds
DANS VINGT SECONDES
(DAH VAH SUH-GOND)

In ten minutes
DANS DIX MINUTES
(DAH DEES MEE-NUTE)

Soon
BIENTÔT
(BYAH-TOH)

Early
(TÔT)
(TOH)

Late
TARD
(TAHR)

More
PLUS
(PLUE)

Less
MOINS
(MWAH)



Too
TROP
(TRO)

Not enough
PAS ASSEZ
(PAH AH-CE)

Twenty
vingt
(VAH)

Thirty
TRENTE
(TRAHNT)

Forty
QUARANTE
(KARAHNT)

Fifty
CINQUANTE
(SANK-AHNT)

Sixty
SOIXANTE
(SWAH-SANT)

Seventy
SOIXANTE-DIX
(SWAH-SANT-DEES)

Ninety
QUATRE-VINGT
(KAT-RUH-VAH)

Eighty
QUATRE VINGT DIX
(KAT-RUH-VAH DEESS)

One hundred
CENT
(SAH)



Times of the day

PÉRIODES DE LA JOURNÉE

(PAY-REE-OHD DAY LAH ZHOOR-NAY)



Morning

MATIN

(MAH-TAH)

Afternoon

APRÈS-MIDI

(AH-PRAY MEE-DEE)

Evening

SOIR

(SWAR)

Beginning of the day

DÉBUT DE JOURNÉE

(DAY-BUE DUH JOOR-
NAY)

Night

NUIT

(NWEE)

End of the day

FIN DE JOURNÉE

(FAH DUH JOOR-
NAY)



Knowing the weather and temperatures

CONNAÎTRE LE TEMPS ET LES TEMPÉRATURES

(KOH-NAYTR LUH TAH AY LEH TEMP-AY-RAH-TURE)

How is the weather

COMMENT EST LE TEMPS

(KOH-MAH EH LUH TAH)

There is

IL Y'A

(EEL YAH)

Sun

DU SOLEIL

(DUE SO-LAY)

Clouds

DES NUAGES

(DAY NUE-AHGE)

Some rain

DE LA PLUIE

(DUH LA PLOO-EE)

Thunderstorms

DES ORAGES

(DAY (Z)OH-RAHGE)

Thunderstorms

DE LA NEIGE

(DUH LA NEGE)

A lot

BEAUCOUP

(BOH-KOO)

A little

UN PEU

(UH PUH)

Very

TRÈS

(TRAY)

Extremely

EXTRÊMEMENT

(EX-TRE-MUH-MAH)

Twenty Dregrees

VINGT DEGRÉS

(VAH DUH-GRAY)

It is

IL FAIT

(EEL FEH)

Hot

CHAUD

(SHOH)

Cold

FROID

(FRWAH)

Freezing

GLACIAL

(GLAH-SYAL)

Humid

HUMIDE

(HUE-MEED)

Dry

SEC

(SEHK)



What does the calendar say? **QUE DIT LE CALENDRIER ?** (KUH DEET LEH KAH-LAN-DREE-YAY)



Day
JOUR
(JOOR)

Week
SEMAINE
(SUH-MEN)

Month
MOIS
(MWAH)

Year
ANNÉE
(AH-NAY)

Sunday
DIMANCHE
(DEE-MAHNSH)

First
PREMIER
(PRUH-MYAY)

Monday
LUNDI
(LUHN-DEE)

Last year
L'ANNEE DERNIÈRE
(LAH-NAY DER-NEE-ER)

Second
SECOND
(SUH-GOH)

Tuesday
MARDI
(MAR-DEE)

Next year
L'ANNÉE PROCHAINE
(LAH-NAY PRO-CHEN)

Wednesday
MERCREDI
(MER-KRUH-DEE)

Nineteen eighty eight
**MILLE NEUF CENT
QUATRE VINGT HUIT**
(MEEL NUHF SAH KAT-RUH
VAH WEET)

Thursday
JEUDI
(JUH-DEE)

Two thousand twenty five
DEUX MILLE VINGT CINQ
(DUH MEEL VAHT SANK)

Friday
VENDREDI
(VAH-DRUH-DEE)

Saturday
SAMEDI
(SAHM-DEE)

January
JANVIER
(JAN-VYAY)

February
FEVRIER
(FAY-VREE-YAY)

March
MARS
(MARSS)

April
AVRIL
(AH-VREEL)

May
MAI
(MAY)

June
JUIN
(JUE-AH)

July
JUILLET
(JWEE-YAY)

August
AOÛT
(OOT)

September
SEPTEMBRE
(SEPT-AHMBR)

October
OCTOBRE
(OK-TOH-BR)

November
NOVEMBRE
(NO-VAHM-BR)

December
DÉCEMBRE
(DAY-SAHM-BR)



These words are useful for a communication
with your loved ones

CES MOTS SONT UTILES POUR UNE COMMUNICATION AVEC TES PROCHES

(SAY MWOH SOH TU-TEEL POUR UNE KOH-
MUE-NEE-KA-SYOH AH-VEK TAY PROHSH)



Mailbox
BOÎTE AU LETTRE
(BWAHT OH LETR)

Email
E-MAIL
(EE-MAYL)

Phone
TÉLÉPHONE
(TAY-LAY-FOHN)

The flower
LA POSTE
(LAH POST)


Call
APPEL
(AH-PEL)

Text message
SMS
(ES-EM-ES)

Mail
COURRIER
(KOOR-YAY)

Envelop
ENVELOPPE
(AH-VUH-LOHP)

Stamp
TIMBRE
(TAH-BR)



If you are a disciple of Jesus, He commissioned you to go and make disciples of all nations, baptizing them and teaching them to obey His commands, promising to be with you always, until the end.

"And Jesus came and spake unto them, saying, All power is given unto me in heaven and in earth. Go ye therefore, and teach all nations, baptizing them in the name of the Father, and of the Son, and of the Holy Ghost: Teaching them to observe all things whatsoever I have commanded you: and, lo, I am with you always, even unto the end of the world. Amen"

- Matthew 28:18-20

"JÉSUS, S'ÉTANT

(Jay-zu, seh-tah

PARLA AINSI: TOUT

par-lah ah-see: too

DONNÉ DANS LE

doh-nay dah luh

TERRE. ALLEZ, FAITES

ter. Ah-lay, fayt

NATIONS DES DISCIPLES,

nah-syoh day dee-see-pluh,

AU NOM DU PÈRE, DU FILS ET DU

oh noh due pair, due feess ay due

ET ENSEIGNEZ-LEUR

ay ah-say-nee-yay luhr

TOUT CE QUE JE VOUS AI

too suh kuh juh voos ay

ET VOICI, JE SUIS AVEC

Ay wah-see, juh swee ah-vek

LES JOURS, JUSQU'À

lay joor, jew-skah

DU MONDE."

due mohnd.

APPROCHÉ, LEUR

ah-proh-shay, luhr

POUVOIR M'A ÉTÉ

poo-vowahr mah ay-teh

CIEL ET SUR LA

syel ay sur lah

DE TOUTES LES

duh toot lay

LES BAPTISANT

lay bah-tee-zah

SAINT ESPRIT,

cent espre

À OBSERVER

ah obser-vay

PRESCRIT.

pray-skree.

VOUS TOUS

voo too

LA FIN

la fah

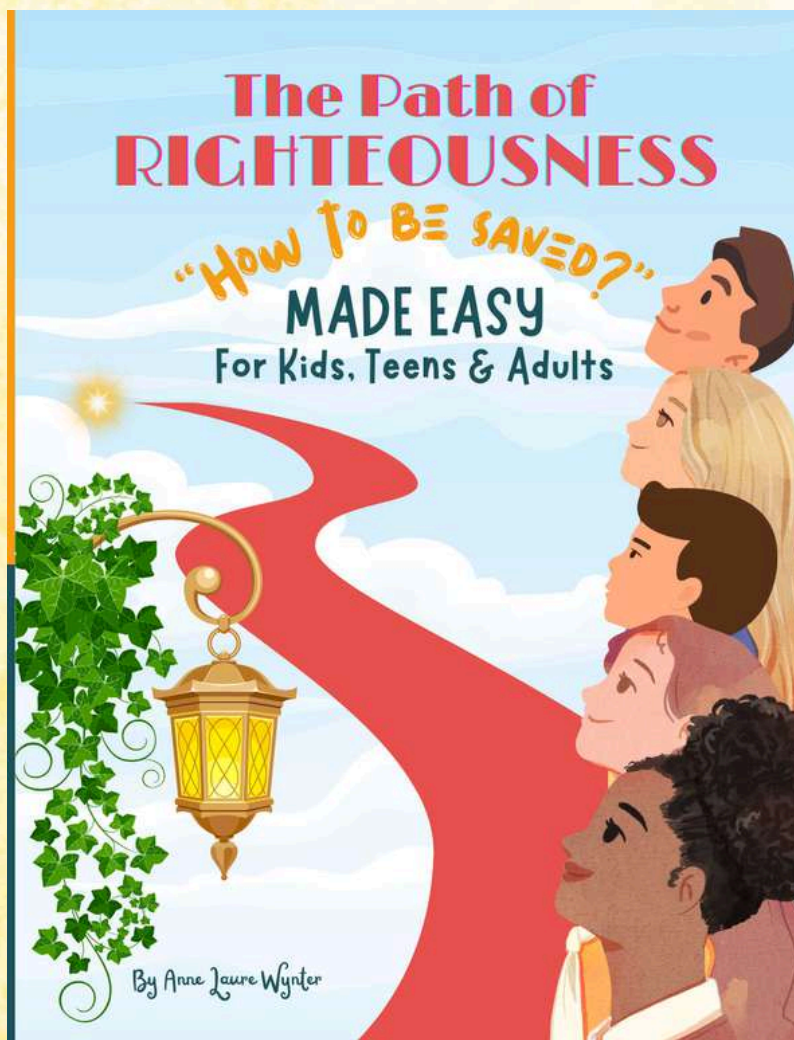
- MATTHIEU 28:18-20

- mah-tee-uh vaht-weet deez-weet vah)



Dear Parents and Teachers,

If you have ever wished to impart **a deeper understanding of Jesus, the Bible, and the plan of salvation** to your children, teen(s), or even for yourself, this book is the blessing you've been seeking. It offers enriching insights and engaging teachings that will illuminate their spiritual journey.



To learn more about
this book, visit
<https://www.amazon.com/dp/B0DBM6L94C>
or simply scan this QR
code:



A vibrant, painterly landscape. The sky is a mix of yellow, orange, and purple, with several black birds in flight. The mountains are rendered in shades of purple and blue, with some green foliage on the left. The foreground features a river with colorful reflections and rocks, flanked by green plants.

Bonuses

HELPING CHILDREN LEARN FRENCH GRAMMATICAL WORDS

The bonus pages in this book are valuable tools for reinforcing your child's grasp of French grammar. They will help you transform grammar lessons into engaging, productive, and enjoyable learning experiences for your child.

Here are some tips on how to make the most of these resources:

Break it Down: French grammar can be complex. Use the bonus pages to focus on one concept at a time. For example, if the page covers articles (le, la, les), guide your child through identifying and practicing their usage in simple sentences.

Play Matching Games: Turn grammar learning into a fun activity. If the bonus pages have vocabulary lists, you can create a matching game where your child pairs French words with their English counterparts. You can also use flashcards to reinforce these words.

Make Real-Life Connections: Encourage your child to use the grammatical concepts from the bonus pages in everyday situations. For instance, while discussing meals, ask your child to identify whether "le" or "la" applies to a certain food. Making these connections reinforces their learning in a practical way.

Practice Pronunciation: Pronunciation is crucial in French. Use the bonus pages to practice speaking words aloud. Encourage your child to mimic your pronunciation or, if possible, listen to native speakers online. This will help build their confidence in speaking French correctly.

Reward Progress: Set small goals for each bonus page. Once your child masters a section, celebrate their progress with a reward—whether it's verbal praise, a sticker, or a fun activity. Positive reinforcement can boost motivation and enthusiasm for learning.

INTERROGATIVE FRENCH QUESTION WORDS

Qui

English: Who

Pronunciation: [kee]

Example: Qui est là ? (Who is there?)

À qui

English: Whose

Pronunciation: [Ah Kee]

Example: À qui est ce livre? (Whose book is this?)

Que / Qu'

English: What

Pronunciation: [kuh]

Example: Que fais-tu ? (What are you doing?) Qu'és qu'il y'a? (What's going on?)

Quoi

English: What (used for emphasis or in specific constructions)

Pronunciation: [kwah]

Example: Tu fais quoi? (What are you doing?)

Où

English: Where

Pronunciation: [oo]

Example: Où est la bibliothèque ? (Where is the library?)



Quand

English: When

Pronunciation: [kaw]

Example: Quand arrives-tu ? (When are you arriving?)

Pourquoi

English: Why

Pronunciation: [poor-kwah]

Example: Pourquoi pleures-tu ? (Why are you crying?)

Comment

English: How

Pronunciation: [koh-maw]

Example: Comment ça va ? (How are you?)

Combien

English: How much / How many

Pronunciation: [kohn-bya]

Example: Combien ça coûte ? (How much does it cost?)

Lequel / Laquelle / Lesquels / Lesquelles

English: Which one(s)

Pronunciation: [luh-kel / lah-kel / lay-kel / lay-kel]

Example: Lequel veux-tu ? (Which one do you want?)

À quelle heure

English: At what time

Pronunciation: [ah kel uhr]

Example:

À quelle heure est le repas ? (At what time is the meal?)

FRENCH NEGATING WORDS

Ne... pas

English: Not

Pronunciation: [nuh... pah]

Example: Je ne sais pas (I don't know.)

Ne... plus

English: No longer / Not anymore

Pronunciation: [nuh... plu]

Example: Il ne travaille plus ici (He no longer works here.)

Ne... jamais

English: Never

Pronunciation: [nuh... jah-may]

Example: Elle ne vient jamais (She never comes.)

Ne... rien

English: Nothing

Pronunciation: [nuh... ryeh]

Example: Je ne vois rien (I see nothing.)

Ne... personne

English: No one / Nobody

Pronunciation: [nuh... pair-sohn]

Example: Il n'y a personne ici (There is no one here.)

Ne... ni... ni

English: Neither... nor

Pronunciation: [nuh... nee... nee]

Example: Je n'aime ni le thé ni le jus (I like neither tea nor juice.)

Ne... que

English: Only

Pronunciation: [nuh... kuh]

Example: Il ne mange que des légumes. (He only eats vegetables.)

Ne... aucun(e)

English: None / Not any

Pronunciation: [nuh... oh-kuh]

Example: Je n'ai aucun livre. (I don't have any books.)

Ne... nulle part

English: Nowhere

Pronunciation: [nuh... null par]


Example: Je ne vais nulle part. (I'm going nowhere.)

Ne... guère

English: Hardly / Barely

Pronunciation: [nuh... gair]

Example: Il ne dort guère. (He hardly sleeps.)



FRENCH DEFINITE ARTICLES

Le

English: The (masculine singular)

Pronunciation: [luh]

Example: Le livre est sur la table. (The book is on the table.)

Explanation: Le is used before masculine nouns that start with a consonant or aspirated "h."

La

English: The (feminine singular)

Pronunciation: [lah]

Example: La voiture est rouge. (The car is red.)

Explanation: La is used before feminine nouns that start with a consonant or aspirated "h."

L'

English: The (before vowels or silent "h")

Pronunciation: [l]

Example: L'école est fermée. (The school is closed.)

Explanation: Used with both masculine and feminine singular nouns that begin with a vowel or a silent "h" to avoid a vowel clash.

Les

English: The (plural, for both masculine and feminine)

Pronunciation: [lay]

Example: Les enfants jouent dans le parc. (The children are playing in the park.)

Explanation: Used for all plural nouns, regardless of gender.



FRENCH POSSESSIVE WORDS

*The following words are in this order:
masculine / feminine / plural*

Mon / Ma / Mes

English: My

Pronunciation: [moh / mah / meh]

Example:

- Mon frère est ici. (My brother is here.)
- Ma sœur est gentille. (My sister is kind.)
- Mes amis sont sympas. (My friends are nice.)

Ton / Ta / Tes

English: Your (informal)

Pronunciation: [tohn / tah / tay]

Example:

- Ton chien est mignon. (Your dog is cute.)
- Ta maison est grande. (Your house is big.)
- Tes livres sont intéressants. (Your books are interesting.)

Son / Sa / Ses

English: His / Her

Pronunciation: [soh / sah / say]

Example:

- Son chat est noir. (His/her cat is black.)
- Sa voiture est rouge. (His/her car is red.)
- Ses enfants sont adorables. (His/her children are adorable.)

Notre / Nos

English: Our

Pronunciation: [noh-tr / noh]

Example:

- Notre maison est ici. (Our house is here.)
- Nos amis arrivent demain. (Our friends arrive tomorrow.)

Votre / Vos

English: Your (formal or plural)

Pronunciation: [voh-tr / voh]

Example:

- Votre appartement est beau. (Your apartment is beautiful.)
- Vos enfants sont intelligents. (Your children are smart.)

Leur / Leurs

English: Their

Pronunciation: [luhr / luhr]

Example:

- Leur chien est petit. (Their dog is small.)
- Leurs voitures sont rapides. (Their cars are fast.)

Le mien / La mienne / Les miens / Les miennes

English: Mine

Pronunciation: [luh myeh / lah myehn / lay myeh / lay myehn]

Example:

- C'est le mien. (It's mine.)
- Ce sont les miens. (They are mine.)

Le tien / La tienne / Les tiens / Les tiennes

English: Yours (informal)

Pronunciation: [luh tyah / lah tyen / lay tyeh / lay tyen]

Example:

- Ce livre est le tien. (This book is yours.)
- Ces chaussures sont les tiennes. (These shoes are yours.)



FRENCH POSSESSIVE WORDS

Le sien / La sienne / Les siens / Les siennes

English: His / Hers

Pronunciation: [luh syanh / lah syen / lay syenh / lay syenh]

Example:

- C'est la sienne. (It's hers.)
- Ce sont les siens. (They are his.)

Le nôtre / La nôtre / Les nôtres

English: Ours

Pronunciation: [luh noht / lah noht / lay noht]

Example:

- C'est le nôtre. (It's ours.)
- Ces livres sont les nôtres. (These books are ours.)

Le vôtre / La vôtre / Les vôtres

English: Yours (formal or plural)

Pronunciation: [luh voht / lah voht / lay voht]

Example:

- C'est le vôtre. (It's yours.)
- Ce sont les vôtres. (They are yours.)

Le leur / La leur / Les leurs

English: Theirs

Pronunciation: [luh luhr / lah luhr / lay luhr]

Example:

- C'est le leur. (It's theirs.)
- Ce sont les leurs. (They are theirs.)



FRENCH PARTITIVE ARTICLES

Du

English: Some / Any (masculine singular)

Pronunciation: [dew]

Example: Je mange du pain. (I'm eating some bread.)

Explanation: Used with uncountable masculine singular nouns to express an indefinite quantity.

De la

English: Some / Any (feminine singular)

Pronunciation: [duh lah]

Example: Elle boit de la soupe. (She is drinking some soup.)

Explanation: Used with uncountable feminine singular nouns to express an indefinite quantity.

De l'

English: Some / Any (before vowels or silent "h")

Pronunciation: [duh l]

Example: Il prend de l'eau. (He is having some water.)

Explanation: Used with both masculine and feminine singular nouns that start with a vowel or silent "h," to avoid a vowel clash.

Des

English: Some / Any (plural, for both masculine and feminine)

Pronunciation: [day]

Example: Ils ont des fruits. (They have some fruits.)

Explanation: Used for plural nouns to express an indefinite quantity, regardless of gender.

Explanation of Partitive Articles

Partitive articles are used to refer to an unspecified quantity of something, particularly when the noun is uncountable (e.g., food, liquids, abstract concepts).

Unlike definite articles, which refer to something specific, partitive articles refer to a portion of a whole.



PLURAL

Regular Plural Formation

To form the plural of most French nouns and adjectives, add "s" to the singular form. For nouns and adjectives ending in "-s", "x", or "z", the plural form is the same as the singular.

Examples:

Livre (book)

Pronunciation: [leev-r]

Plural: Livres (books)

Pronunciation: [leev-r]

Example: J'ai acheté deux livres (I bought two books.)

Chien (dog)

English: dog

Pronunciation: [shyan]

Plural: Chiens

English: dogs

Pronunciation: [shyan]

Example: Les chiens jouent dans le parc (The dogs are playing in the park.)

Maison (house)

English: house

Pronunciation: [may-zoh]

Plural: Maisons

English: houses

Pronunciation: [may-zoh]

Example: Nous avons visité plusieurs maisons (We visited several houses.)
French.

Irregular Plural Forms

Some nouns have irregular plural forms that do not follow the standard rules.

Examples:

Monsieur (mister)

Pronunciation: [muh-syuh]

Plural: Messieurs

English: gentlemen

Pronunciation: [meh-syuh]

Example: Les messieurs sont en réunion (The gentlemen are in a meeting.)

Madame (Mrs.)

English: Mrs.

Pronunciation: [mah-dahm]

Plural: Mesdames

English: ladies

Pronunciation: [may-dahm]

Example:

Les mesdames sont arrivées à l'heure (The ladies arrived on time.)

Bureau (office)

English: office

Pronunciation: [bu-roh]

Plural: Bureaux

English: offices

Pronunciation: [bu-roh]

Example: Nous avons plusieurs bureaux dans le bâtiment (We have several offices in the building)



THERE IS | THERE ARE

Il y a

English: There is / There are

Pronunciation: [eel ee ah]

Example:

- Il y a un livre sur la table. (There is a book on the table.)
- Il y a des enfants dans le parc. (There are children in the park.)

Explanation: Il y a is the standard phrase for expressing "there is" or "there are" in French. It is used for both singular and plural nouns, regardless of gender.

Il y a + Masculine Singular

Example:

- Il y a un chien dans le jardin. (There is a dog in the garden.)

Explanation: Used with masculine singular nouns to indicate the presence of one item or person.

Il y a + Feminine Singular

Example:

- Il y a une pomme sur la table. (There is an apple on the table.)

Explanation: Used with feminine singular nouns to indicate the presence of one item or person.

Il y a + Masculine Plural

Example:

- Il y a des livres sur l'étagère. (There are books on the shelf.)
- Explanation: Used with plural masculine nouns to indicate the presence of multiple items or people.

Il y a + Feminine Plural

Example:


- Il y a des fleurs dans le vase. (There are flowers in the vase.)
- Explanation: Used with plural feminine nouns to indicate the presence of multiple items or people.

Additional Examples:

- Il y a une voiture dans la rue. (There is a car on the street.) — Feminine singular
- Il y a des oiseaux dans le ciel. (There are birds in the sky.) — Masculine plural
- Il y a une école près d'ici. (There is a school nearby.) — Feminine singular
- Il y a des amis qui arrivent. (There are friends coming.) — Masculine plural

Explanation of Gender and Number:

In French, "Il y a" stays the same, whether the noun is singular, plural, masculine, or feminine. Only the article or noun changes to reflect the gender and number.



FRENCH DEMONSTRATIVE ADJECTIVES

Ce

English: This / That (masculine singular)

Pronunciation: [suh]

Example:

- Ce livre est intéressant. (This/That book is interesting.)

Explanation: Used with masculine singular nouns that start with a consonant.

Cet

English: This / That (masculine singular before vowels or silent "h")

Pronunciation: [seht]

Example:

- Cet arbre est grand. (This/That tree is tall.)
- Cet homme est gentil. (This/That man is kind.)

Explanation: Used with masculine singular nouns that start with a vowel or a silent "h" to avoid a vowel clash.

Cette

English: This / That (feminine singular)

Pronunciation: [seht]

Example:

- Cette maison est belle. (This/That house is beautiful.)

Explanation: Used with feminine singular nouns.

Ces

English: These / Those (plural, for both masculine and feminine)

Pronunciation: [say]


Example:

- Ces enfants sont heureux. (These/Those children are happy.)
- Ces fleurs sont magnifiques. (These/Those flowers are magnificent.)

Explanation: Used with plural nouns, regardless of gender.

Additional Examples

- Ce chien est adorable. (This/That dog is adorable.) — Masculine singular
- Cet hôtel est fermé. (This/That hotel is closed.) — Masculine singular with vowel or silent "h"
- Cette voiture est rapide. (This/That car is fast.) — Feminine singular
- Ces livres sont intéressants. (These/Those books are interesting.) — Masculine plural
- Ces filles sont intelligentes. (These/Those girls are intelligent.) — Feminine plural



MUST | HAVE TO | SHOULD

Devoir (Present tense)

English: Must / Have to

Pronunciation: [duh-vwahr]

Example:

- Je dois finir mes devoirs. (I must finish my homework.)
- Nous devons partir maintenant. (We have to leave now.)

Explanation: Devoir is a verb that expresses obligation or necessity. It can be conjugated depending on the subject, and it's used for both must and have to in French.

Devoir (Conditional Tense)

English: Should

Pronunciation: [duh-vwahr]

Example:

- Tu devrais manger plus de légumes. (You should eat more vegetables.)
- Vous devriez partir bientôt. (You should leave soon.)

Explanation: To express should in French, devoir is used in the conditional tense. It implies advice or a suggestion rather than a strict obligation.

Il faut

English: It is necessary / One must

Pronunciation: [eel foh]

Example:

- Il faut étudier pour réussir. (One must study to succeed.)
- Il faut de l'eau pour vivre. (Water is necessary to live.)

Explanation: Il faut is an impersonal expression meaning "it is necessary" or "one must." It doesn't change based on the subject and is followed by an infinitive verb.

Il faudrait

English: It would be necessary / One should

Pronunciation: [eel foh-dray]

Example:

- Il faudrait faire attention. (One should be careful.)
- Il faudrait parler avec elle. (You should talk to her.)

Explanation: Il faudrait is the conditional form of il faut. It's used to give advice or suggest a course of action, similar to should.

Additional Examples

- Je dois partir. (I have to leave.) — Expresses a necessity or obligation.
- Tu dois faire tes devoirs. (You must do your homework.) — Strong obligation.
- Il faut écouter le professeur. (You have to listen to the teacher.) — General necessity.
- Elle devrait dormir plus. (She should sleep more.) — Advice or recommendation.
- Il faudrait que tu étudies. (You should study.) — Suggests a course of action.



IMPERFECT TENSE

Être (to be) in the Imperfect Tense ("was/were")

J'étais

English: I was

Pronunciation: [zjay-tey]

Example: J'étais fatigué hier (I was tired yesterday.)

Tu étais

English: You were (informal)

Pronunciation: [tyu ay-tey]

Example: Tu étais en retard (You were late.)

Il/Elle était

English: He/She was

Pronunciation: [eel/el ay-tey]

Example: Il était à la maison. (He was at home.) - Elle était contente (She was happy.)

Nous étions

English: We were

Pronunciation: [noo zay-tyoh]

Example: Nous étions en vacances (We were on vacation.)

Vous étiez

English: You were (formal/plural)

Pronunciation: [voo zay-tyay]

Example: Vous étiez prêts. (You were ready.)

Ils/Elles étaient

English: They were

Pronunciation: [eel/elz ay-tey]

Example: Ils étaient fatigués. (They were tired.) — Masculine or mixed group | Elles étaient contentes (They were happy.) — Feminine group
Étaient doesn't change between

masculine and feminine, but adjectives (e.g., fatigué/fatiguée) must agree in gender and number.

Avoir (to have) in the Imperfect Tense ("had")

J'avais

English: I had

Pronunciation: [zhah-vay]

Example: J'avais une voiture (I had a car.)

Tu avais

English: You had (informal)

Pronunciation: [tyu ah-vay]

Example: Tu avais des amis là-bas (You had friends there.)

Il/Elle avait

English: He/She had

Pronunciation: [eel/el ah-vay]

Example: Il avait un vélo (He had a bike.) | Elle avait une idée (She had an idea.)

Nous avions

English: We had

Pronunciation: [noo zah-vyohn]

Example: Nous avions beaucoup de travail (We had a lot of work.)

Vous aviez

English: You had (formal/plural)

Pronunciation: [voo zah-vyay]

Example: Vous aviez de la neige (You had snow.)

Ils/Elles avaient

English: They had

Pronunciation: [eel/elz ah-vay]

Example: Ils avaient des jouets (They had toys.) | Elles avaient de belles robes (They had beautiful dresses.)

PRESENT PERFECT TENSE

Être (to be) in Present Perfect Tense

J'ai été

English: I have been

Pronunciation: [zhay ay-tay]

Example: J'ai été en France plusieurs fois. (I have been to France several times.)

Tu as été

English: You have been (informal)

Pronunciation: [tyu ah ay-tay]

Example: Tu as été très utile. (You have been very helpful.)

Il/Elle a été

English: He/She has been

Pronunciation: [eel/el ah ay-tay]

Example: Il a été malade. (He has been sick.) Elle a été une bonne élève. (She has been a good student.)

Nous avons été

English: We have been

Pronunciation: [noo zah-vohn ay-tay]

Example: Nous avons été en vacances. (We have been on vacation.)

Vous avez été

English: You have been (formal/plural)

Pronunciation: [voo zah-vay ay-tay]

Example: Vous avez été très patients. (You have been very patient.)

Ils/Elles ont été

English: They have been

Pronunciation: [eel/elz ohn ay-tay]

Example: Ils ont été très occupés. (They have been very busy.) — Masculine or mixed group | Elles ont été ravies. (They have been delighted.) — Feminine group

Être (to be) in Past Perfect Tense

J'avais été

English: I had been

Pronunciation: [zhah-vay ay-tay]

Example: J'avais été en Espagne avant de venir ici. (I had been in Spain before coming here.)

Tu avais été

English: You had been (informal)

Pronunciation: [tyu ah-vay ay-tay]

Example: Tu avais été un excellent élève. (You had been an excellent student.)

Il/Elle avait été

English: He/She had been

Pronunciation: [eel/el ah-vay ay-tay]

Example: Il avait été surpris par la nouvelle. (He had been surprised by the news.) | Elle avait été heureuse. (She had been happy.)

Nous avions été

English: We had been

Pronunciation: [noo zah-vyohn ay-tay]

Example: Nous avions été en retard. (We had been late.)

Vous aviez été

English: You had been (formal/plural)

Pronunciation: [voo zah-vyay ay-tay]

Example: Vous aviez été avertis. (You had been warned.)

Ils/Elles avaient été

English: They had been

Pronunciation: [eel/elz ah-vay ay-tay]

Example: Ils avaient été très fatigués. (They had been very tired.) — Masculine or mixed group | Elles avaient été enchantées. (They had been delighted.) — Feminine group

Être (to be) in Past Continuous Tense

J'étais en train d'être

English: I was being

Pronunciation: [zjhay-tey ahn tra(n) d'etr]

Example: J'étais en train d'être formé pour le poste. (I was being trained for the position.)

Tu étais en train d'être

English: You were being (informal)

Pronunciation: [tyu ay-tey ahn tra(n) d'etr]

Example: Tu étais en train d'être évalué. (You were being evaluated.)

Il/Elle était en train d'être

English: He/She was being

Pronunciation: [eel/el ay-tey ahn tra(n) d'etr]

Example: Il était en train d'être interviewé. (He was being interviewed.) | Elle était en train d'être décorée. (She was being decorated.)

Nous étions en train d'être

English: We were being

Pronunciation: [noo zay-tyohn ahn tra(n) d'etr]

Example: Nous étions en train d'être servis. (We were being served.)

Vous étiez en train d'être

English: You were being (formal/plural)

Pronunciation: [voo zay-tyay ahn tra(n) d'etr]

Example: Vous étiez en train d'être formés. (You were being trained.)

Ils/Elles étaient en train d'être

English: They were being

Pronunciation: [eel/elz ay-tey ahn tra(n) d'etr]

Example: Ils étaient en train d'être interrogés. (They were being questioned.) — Masculine or mixed group | Elles étaient en train d'être applaudies. (They were being applauded.) — Feminine group

Explanation of Gender, Number, and Agreement

Masculine Singular/Plural:

For masculine or mixed groups, the past participles and adjectives in French need to agree in gender and number (e.g., fatigué for masculine singular, fatigués for masculine plural).

Feminine Singular/Plural:

For feminine subjects, adjectives and past participles need to be in the feminine form (e.g., fatiguée for feminine singular, fatiguées for feminine plural).

Plural:

The past participles like "été" do not change based on gender, but the adjectives and any participles used with them must match the gender and number of the subject.

These past tense forms help express ongoing or completed actions and states, and it's essential to match the verbs and adjectives with the gender and number of the subjects.

FUTURE TENSE

Formation of Future Present Tense

The simple future tense in French is formed by adding future endings to the infinitive form of the verb. For verbs ending in "re", drop the final "e" before adding the endings.

Conjugation Endings

Je: -ai

Tu: -as

Il/Elle/on: -a

Nous: -ons

Vous: -ez

Ils/Elles: -ont

Être (to be) in Simple Future Tense

Je serai

English: I will be

Pronunciation: [zhuh ser-ay]

Example: Je serai là demain (I will be there tomorrow.)

Tu seras

English: You will be (informal)

Pronunciation: [tyu ser-ah]

Example: Tu seras prêt pour la réunion (You will be ready for the meeting.)

Il/Elle sera

English: He/She will be

Pronunciation: [eel/el ser-ah]

Example: Il sera en vacances la semaine prochaine (He will be on vacation next week.) | Elle sera heureuse (She will be happy.)

Nous serons

English: We will be

Pronunciation: [noo ser-ohn]

Example: Nous serons en route à 10 heures (We will be on the road at 10 o'clock.)

Vous serez

English: You will be (formal/plural)

Pronunciation: [voo ser-ay]

Example: Vous serez informés bientôt (You will be informed soon.)

Ils/Elles seront

English: They will be

Pronunciation: [eel/elz ser-ohn]

Example: Ils seront prêts pour le spectacle (They will be ready for the show.) —

Masculine or mixed group | Elles seront contentes. (They will be happy.) —
Feminine group

Avoir (to have) in Simple Future Tense

J'aurai

English: I will have

Pronunciation: [zho-ray]

Example: J'aurai une surprise pour toi (I will have a surprise for you.)

Tu auras

English: You will have (informal)

Pronunciation: [tyu oh-rah]

Example: Tu auras du travail à faire (You will have work to do.)

Il/Elle aura

English: He/She will have

Pronunciation: [eel/el oh-ra]

Example: Il aura une nouvelle voiture. (He will have a new car.) -Elle aura des nouvelles bientôt (She will have news soon.)

Nous aurons

English: We will have

Pronunciation: [noo oh-rohn]

Example: Nous aurons des invités ce soir (We will have guests tonight.)

Vous aurez

English: You will have (formal/plural)

Pronunciation: [voo oh-ray]

Example: Vous aurez tout ce dont vous avez besoin (You will have everything you need.)

Ils/Elles auront

English: They will have

Pronunciation: [eel/elz oh-rohn]

Example: Ils auront des résultats demain (They will have results tomorrow.) —

Masculine or mixed group | Elles auront des cadeaux (They will have gifts.) —
Feminine group

Formation of Future Continuous Tense

The future continuous tense is formed with the future simple tense of "être" or "avoir" + the past participle of the main verb.

Être (to be) in Future Continuous Tense

Je serai en train de faire

English: I will be doing

Pronunciation: [zhuh ser-ay ah(n) tra(n) duh fehr]

Example: Je serai en train de faire mes devoirs (I will be doing my homework.)

Tu seras en train de faire

English: You will be doing (informal)

Pronunciation: [tyu ser-ah ah(n) tra(n) duh fehr]

Example: Tu seras en train de préparer le dîner (You will be preparing dinner.)

Il/Elle sera en train de faire

English: He/She will be doing

Pronunciation: [eel/el ser-ah ah(n) tra(n) duh fehr]

Example: Il sera en train de travailler (He will be working.) | Elle sera en train de lire un livre | (She will be reading a book.)

Nous serons en train de faire

English: We will be doing

Pronunciation: [noo ser-ohn ah(n) tra(n) duh fehr]

Example: Nous serons en train de regarder un documentaire (We will be watching a documentary.)

Vous serez en train de faire

English: You will be doing (formal/plural)

Pronunciation: [voo ser-ay ah(n) tra(n) duh fehr]

Example: Vous serez en train de préparer la présentation (You will be preparing the presentation.)

Ils/Elles seront en train de faire

English: They will be doing

Pronunciation: [eel/elz ser-ohn ah(n) tra(n) duh fehr]

Example: Ils seront en train de jouer un jeu (They will be playing a game.) —

Masculine or mixed group | Elles seront en train de discuter (They will be discussing.) —
Feminine group

Explanation of Gender, Number, and Agreement

Masculine Singular/Plural:

For masculine or mixed groups, the verbs themselves do not change, but adjectives or past participles used with them should agree in gender and number (e.g., "prêt" for masculine singular, "prêts" for masculine plural).

Feminine Singular/Plural:

For feminine subjects, the same rules apply to adjectives and past participles (e.g., "prête" for feminine singular, "prêtes" for feminine plural).

Plural:

In the simple future tense, the verb forms are consistent across genders but must align with the subject's number (singular or plural).

PRESENT CONTINUOUS TENSE

The French phrase "en train de" translates to "in the process of" or "doing" in English. This construction is helpful for describing actions that are happening right now and is commonly used in everyday French conversations.

Formation

The phrase "en train de" is followed by an infinitive verb to express an ongoing action.

Examples

Je suis en train de lire

English: I am in the process of reading | I am reading

Pronunciation: [zhuh swee ah(n) tra(n) duh leer]

Example: Je suis en train de lire un livre passionnant. (I am in the process of reading an exciting book.)

Nous sommes en train de préparer

English: We are in the process of preparing | We are preparing

Pronunciation: [noo som ah(n) tra(n) duh preh-pah-ray]

Example: Nous sommes en train de préparer la fête. (We are in the process of preparing the party.)

Tu es en train de regarder

English: You are in the process of watching | You are watching

Pronunciation: [tyu eh ah(n) tra(n) duh rehr-gar-day]

Example: Tu es en train de regarder un film intéressant. (You are in the process of watching an interesting movie.)

Elles sont en train de parler

English: They (feminine) are in the process of talking | They (feminine) are talking

Pronunciation: [el sohn ah(n) tra(n) duh par-lay]

Example: Elles sont en train de parler de leurs projets. (They are in the process of talking about their projects.)



ACCENTS

Accent Aigu (é)

Formation

The accent aigu (´) is used only on the letter e and is pronounced like the "ay" in "say."

- **É as in école (school)**
 - English: school
 - Pronunciation: [ay-kohl]
 - Example: L'école commence à 8 heures. (School starts at 8 o'clock.)

Accent Grave (è, à, ù)

Formation

The accent grave (`) is used on the letters e, a, and u. It changes the pronunciation of the letter e to a more open sound (similar to the "e" in "bet"), and is used to distinguish between homophones.

- **È as in père**
 - English: father
 - Pronunciation: [pair]
 - Example: Mon père est très gentil (My father is very kind.)
- **À as in là**
 - English: there
 - Pronunciation: [lah]
 - Example: Je vais là-bas demain (I am going there tomorrow.)
- **Ù as in où**
 - English: where
 - Pronunciation: [oo]
 - Example: Où est la bibliothèque? (Where is the library?)

Accent Circonflexe (ê, â, î, ô, û)

Formation

The accent circonflexe (^) is used on the letters e, a, i, o, and u. It often indicates a historical change in pronunciation or a missing letter.

- **Ê as in forêt**
 - English: forest
 - Pronunciation: [fo-ray]
 - Example: Nous avons marché dans la forêt. (We walked in the forest.)
- **Â as in âge**
 - English: age
 - Pronunciation: [ahzh]
 - Example: Quel est ton âge? (What is your age?)
- **Î as in île**
 - English: island
 - Pronunciation: [eel]
 - Example: L'île est très belle en été. (The island is very beautiful in summer.)
- **Ô as in hôtel**
 - English: hotel
 - Pronunciation: [oh-tel]
 - Example: Nous avons réservé une chambre à l'hôtel. (We reserved a room at the hotel.)
- **Û as in crû**
 - English: grew
 - Pronunciation: [kroo]
 - Example: Il a crû très vite. (He grew very quickly.)

Accent Tréma (ë, ï, ü)

Formation

The accent tréma (¨) is used on the letters e, i, and u to indicate that the vowel is pronounced separately from the preceding vowel.

- **Ë as in Noël**
 - English: Christmas
 - Pronunciation: [noh-el]
 - Example: Nous célébrons la naissance de Jésus à Noël. (We celebrate Jesus birth during Christmas.)
- **Ï as in poëte**
 - English: poet
 - Pronunciation: [poh-et]
 - Example: Le poëte a écrit un nouveau livre. (The poet wrote a new book.)
- **Ü as in capharnaüm**
 - English: mess
 - Pronunciation: [kah-far-nah-um]
 - Example: Ta chambre était un vrai capharnaüm (Your room was a real mess)



ELISIONS

Elision in French involves dropping a vowel sound in certain contexts to ease pronunciation. It typically occurs with the vowel "e" when followed by a word starting with a vowel or a silent h.

L' (elision of "le" or "la")

Formation

When "le" or "la" is followed by a vowel or a silent h, it becomes "l'" to avoid the awkward combination of vowel sounds.

L'homme (the man)

Pronunciation: [lawm]

Example: L'homme est arrivé. (The man has arrived.)

L'ami (the friend)

Example: L'amie de Marie est très gentille. (Marie's friend is very kind.)

La (elision of "la")

Formation: The definite article "la" becomes "l'" before a vowel or a silent h.

L'idée (the idea)

Pronunciation: [lee-day]

Example: L'idée est bonne. (The idea is good.)

L'heure (the time)

Pronunciation: [lur]

Example: L'heure du départ approche. (The time of departure is approaching.)

C' (elision of "ce")

Formation

The demonstrative pronoun "ce" becomes "c'" before a vowel or a silent h.

C'est (it is / this is)

Pronunciation: [seh]

Example: C'est une bonne idée. (It is a good idea.)

D' (elision of "de")

Formation

The preposition "de" becomes "d'" before a vowel or a silent h.

D'amitié (of friendship)

Pronunciation: [dah-mee-tay]

Example: Une lettre d'amitié. (A letter of friendship.)

Ne (elision of "ne")

Formation

The negative particle "ne" becomes "n'" before a verb starting with a vowel or a silent h.

N'est (is not)

Pronunciation: [neh]

Example: Il n'est pas ici. (He is not here.)

N'a (has not)

Pronunciation: [nah]

Example: Elle n'a rien dit. (She hasn't said anything.)

Que (elision of "que")

Formation

The conjunction "que" becomes "qu'" before a word starting with a vowel or a silent h.

Qu'il (that he)

Pronunciation: [keel]

Example: Je pense qu'il est gentil. (I think that he is kind.)

Qu'on (that one)

Pronunciation: [kawn]

Example: Il faut qu'on parte. (It's necessary that we leave.)

Se (elision of "se")

Formation

The reflexive pronoun "se" becomes "s'" before a vowel or a silent h.

S'est (has/have)

Pronunciation: [se]

Example: Elle s'est levée tôt. (She got up early.)

S'ouvre (opens)

Pronunciation: [soovr]

Example: La porte s'ouvre lentement. (The door opens slowly.)

Ce (elision of "ce")

Formation

The demonstrative pronoun "ce" becomes "c" before a vowel or a silent h.

C'est (it is / this is)

Pronunciation: [seh]

Example: C'est un bon chien. (This is a good dog.)

C'était (it was / this was)

Pronunciation: [seh-teh]

Example: C'était intéressant. (It was interesting.)

Me (elision of "me")

Formation

The reflexive pronoun "me" becomes "m" before a vowel or a silent h.

M'appelle (call myself)

Pronunciation: [mah-pel]

Example: Je m'appelle Marie. (My name is Marie.)

M'aime (loves me)

Pronunciation: [mem]

Example: Il m'aime beaucoup. (He loves me a lot.)

Te (elision of "te")

Formation

The reflexive pronoun "te" becomes "t" before a vowel or a silent h.

T'es (you are)

Pronunciation: [te]

Example: T'es gentil. (You are kind.)

T'appelle (call yourself)

Pronunciation: [tah-pel]

Example: Comment t'appelles-tu? (What's your name?)

Si (elision in "S'il")

Formation

The conjunction "si" (if) becomes "s'il" when followed by "il."

S'il (if he)

Pronunciation: [seel]

Example: S'il part, je partirai aussi. (If he leaves, I will leave too.)

J' (elision of "je")

Formation

The pronoun "je" becomes "j" before a vowel or a silent h.

J'ai (I have)

Pronunciation: [zhay]

Example: J'ai une voiture. (I have a car.)

J'habite (I live)

Pronunciation: [zhah-beet]

Example: J'habite à Paris. (I live in Paris.)



The background is a watercolor-style illustration. The top half is a dark blue and purple night sky filled with numerous small white stars and a few larger, brighter ones. A faint, light-colored arc is visible in the upper right corner. The middle section is a soft, blended wash of green and yellow, suggesting a misty or moonlit atmosphere. The bottom section features dark, silhouetted evergreen trees of various sizes, creating a forest scene. The overall style is artistic and serene.

Activities

*Using your best
handwriting, copy the
words in print, and cursive,
and diligently color the
images on the next pages.*

Le monde

Le monde

The world
LE MONDE
(LUH MOHND)



Volontaires

Volontaires

Volunteers
VOLONTAIRES
(VOH-LON-TEHR)



Rencontrer des gens

Rencontrer des gens

Meeting people
RENCONTRER DES GENS
(RAH-KOH-TRAY DAY JAH)



Aider

Aider


Help
AIDER
(AY-DAY)



Découvrir

Découvrir

Discover
DÉCOUVRIR
(DAY-KOO-VREER)



Use your pencil to trace a
line from each French word
to the image that matches it..

As you match it, try to say
the word out loud!

DES CHAUSSETTES
(DAY SHOW-SET)



UN VÉLO
(AH VAY-LOH)



A boat
UN BATEAU
(AH BAH-TOH)



Your suitcase
TA VALISE
(TAH VAH-LEEZ)



some soap
DU SAVON
(DUH SAH-VOH)



A plane
UN AVION
(AH (N)AH-VYOH)



My watch
MA MONTRE
(MAH MOHN-TRUH)



Some shoes
DES CHAUSSURES
(DAY SHOH-SURE)



A pant
UN PANTALON
(AH PAN-TA-LOH)



An unbrella
UN PARAPLUIE
(AH PAH-RAH-PLEW-EE)



A ball
UNE BALLE
(UN BAHL)



A torch
UNE TORCHE
(UNE TORSH)



Your down jacket
UNE DOUDOUNE
(UNE DOO-DOON)



A car
UNE VOITURE
(UNE VWA-TURE)



Your perfume
TON PARFUM
(TOH PAR-FAH)



A toy
UN JOUET
(UH JOO-AY)



His shirt
SA CHEMISE
(SA SHUH-MEEZ)



The church
L'ÉGLISE
(LAY-GLEEZ)




A scarf
UNE ÉCHARPE
(UNE AY-SHARP)



Some Food
DE LA NOURRITURE
*(DUH LA NOO-REE-
TURE)*



The farm
LA FERME
(LAH FERM)



A skirt
UNE JUPE
(UNE JUPE)



Some gifts
DES CADEAUX
(DAY KAH-DOH)



A camel
UN CHAMEAU
(AH SHA-MOH)



A hat
UN CHAPEAU

(AH SHAH-POH)



Some blankets
DES COUVERTURES
(DEH COO-VER-TUR)



A computer
UN ORDINATEUR
(AH (N)OR-DI-NAH-TUHR)



Some Bibles
DES BIBLES
(DAY BEE-BL)



Some books
DES LIVRES
(DAY LEEVR)



A horse
UN CHEVAL
(AH CHUH-VAHL)



Use your pencil to trace a line from each French number word to the image to the corresponding number of images. As you match it, try to say the word out loud!

UN

(AH)

Two

DEUX

(DUH)

Three

TROIS

(TRWAH)

Four

QUATRE

(KATR)

Five

CINQ

(SAHK)

Six

SIX

(SEESS)

Seven

SEPT

(SET)

Eight

HUIT

(WEET)

Nine


NEUF

(NUHF)

Ten

DIX

(DEESS)



**DID YOU FIND THIS BOOK *HELPFUL*?
YOUR *FEEDBACK* IS OF GREAT VALUE!**

Dear Readers,

Thank you for choosing this book to explore French words while traveling! I hope the colorful illustrations and engaging content have made your learning experience enjoyable and enriching.

If this book has blessed you or added value to your journey, I would greatly appreciate it if you could take a moment to leave a review. Your feedback not only helps me but also guides others in discovering this resource.

How to Leave a Review on Amazon:

1. Visit the Book's Amazon Page: Navigate to the page where you purchased the book on Amazon.
2. Scroll to the Review Section: Look for the section titled "Customer Reviews" or "Write a customer review."
3. Share Your Thoughts: Click on "Write a customer review" and share your experience with the book. Your honest feedback can be as detailed or as brief as you like. Feel free to mention what you enjoyed most, how it helped you or your family, and any favorite parts or illustrations.
4. Submit Your Review: After writing your review, give a star rating that reflects your experience, and then click "Submit."

Why Your Review Matters?

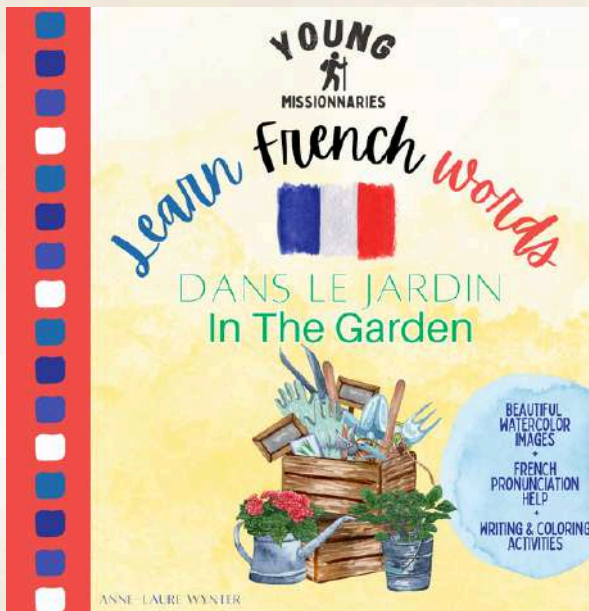
- Helps Other Readers: Your review provides valuable insights to potential readers who are looking for resources to help them and their families grow in faith.
- Supports the Authors: Positive reviews encourage and support the authors in their mission to create meaningful and impactful content.
- Builds a Community: Sharing your thoughts helps build a community of readers who can support and inspire each other in their learning journeys.

Thank you for taking the time to share your thoughts. Your support and feedback mean the world to me and help me continue my mission of spreading the message of the gospel in various ways.

Merci beaucoup! Thank you very much!

Anne-Laure Wynter

Also available on Amazon:



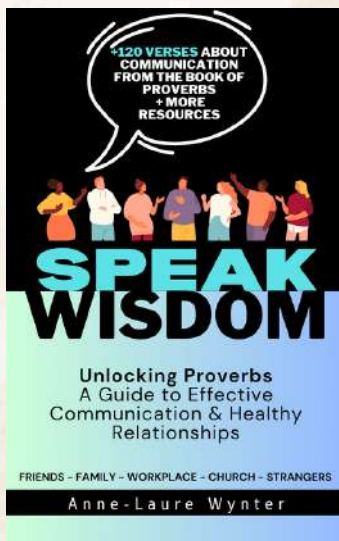
ISBN: 9798334697973

In "Young Missionaries - Learn French Words while in the garden" you will discover other words of French vocabulary such as:

- colors
- action verbs
- nature words
- and more!

To learn more visit

<https://www.amazon.com/dp/B0DBM6L94C> or simply scan this QR code:



ISBN : 979-8879846393

To learn more visit <https://amzn.to/4gzVzAz> or simply scan this QR code:



ISBN : 978-1692338008

To learn more visit <https://amzn.to/47lue82> or simply scan this QR code:



Find more **Christian resources for families** on www.antstalents.com

