


YOUNG



MISSIONARIES



Learn French Words



DANS LE JARDIN
In The Garden



BEAUTIFUL
WATERCOLOR
IMAGES
+
FRENCH
PRONUNCIATION
HELP
+
WRITING &
COLORING
ACTIVITIES


ANNE-LAURE WYNTER

YOUNG



MISSIONARIES

Learn French words



DANS LE JARDIN
In The Garden

ANNE-LAURE WYNTER

Young Missionaries Learn French Words
Copyright© 2024 by Anne Laure Wynter.

All Rights Reserved.
ISBN 9798334697973

First edition

Printed in the USA

Total or partial reproduction of this work, information processing and transmission, be it by electronic or mechanical means, audio, by photocopying or by any other medium without permission in writing from the publisher is prohibited and punishable by law. Except in the case of brief quotations embodied in critical articles and reviews.

Further Information:

For more information, or how you can support this ministry, please send an email to hello.antstalents@gmail.com. We thank you for your interest.

Wishing you God's blessing as you read.

A NOTE TO PARENTS AND TEACHERS

To effectively use this book for teaching French words to children, engage them by combining visual and auditory learning methods. Start by showing the image, say the English word, and then say the French word with its correct pronunciation, encouraging the child to repeat it after you. For example while showing the flower image, you can say: *the flower* is "*lah fluhr*", aiding yourself with the red writing as you can see below if needed. Make it interactive by creating simple games, like matching the French word to the correct image or practicing pronunciation together. Reinforce learning through repetition and by incorporating the new words into everyday conversations or activities, making the process fun and immersive.

English word

French word

The flower
LA FLEUR
(LAH FLUHR)

Pronunciation



YOUNG MISSIONARIES & GARDENING

Combining gardening with learning about being a missionary can be an enriching and engaging experience for children.

Here are some creative ways to blend these two activities:

Planting Seeds of Faith

Teach children Bible verses related to growth, faith, and missions as they plant seeds. For example, Matthew 13:31-32 (the Parable of the Mustard Seed) can illustrate how small acts of faith can grow into something great.

Cultural Learning

Grow plants from different countries where missionaries work. This can include things like growing yams for Africa, or herbs commonly used in French cuisine. Share stories about the cultures and countries where these plants are commonly found, highlighting the work of missionaries in those areas.

Service Projects

Start a community garden where children can grow vegetables and donate the harvest to local food banks or shelters. Or they can ask for free will donations for their produce to their neighbors and send the donations to mission projects. Discuss how this act of service is similar to the work of missionaries helping those in need.

Environmental Stewardship

Teach children about the importance of caring for God's creation as part of their missionary work. Discuss how missionaries often teach sustainable farming practices in the communities they serve.

Hands-on Activities

Make crafts or small gifts from garden materials (like pressed flowers or herbal sachets) to send to missionaries or to use in fundraising for mission projects.

Educational Resources

Read books or watch videos about missionaries who have used agriculture in their mission work.

Spiritual Lessons

Use the process of gardening to teach children about growth, patience, and nurturing faith. Explain how just as they care for their plants, missionaries nurture faith in the communities they serve. Share parables and stories from the Bible that relate to gardening, like the Parable of the Sower, and discuss their meanings in the context of missionary work.

A garden needs
UN JARDIN A BESOIN DE
(ah jar-dah ah buh-zwah duh)

A lot of love
BEAUCOUP D'AMOUR
(boh-koo dah-moor)

Sun
SOLEIL
(soh-lay)

Water
EAU
(oh)

Seeds
GRAINES
(grehn)

Soil
SOL
(soll)



The tools for a small garden

LES OUTILS POUR UN PETIT JARDIN

(lay (z)oo-tee poor ah puh-tee jar-dah)

Gloves
GANTS
(gah)



Hat
CHAPEAU
(sha-poh)



Boots
BOTTES
(bot)



Apron
TABLIER
(tah-blee-ay)




Watering can
ARROSOIR
(ah-roh-swahr)




Gardening fork
FOURCHE DE JARDINAGE
(foorsh duh jar-dee-nahj)



Gardening trowel
TRUELLE DE JARDINAGE
(true-ell duh jar-dee-nahj)




Hedge shears
CISAILLES À HAIES
(see-zah-yuh ah eh)



Garden marker
MARQUEUR DE JARDIN
(mar-kuhr duh jahr-dan)



Pruners
SÉCATEUR
(say-kah-tuhr)



Pot
POT
(poh)




For a larger garden you might need

**POUR UN PLUS GRAND JARDIN TU AURAS
PEUT-ÊTRE BESOIN DE**

*(poor ah plew grah jar-dah tew oh-ray
puh-teht-ruh buh-zwah duh)*

Tractor
TRACTEUR
(trak-tuhr)




Pitchfork
FOURCHE
(foorsh)




Garden hose
TUYAU D'ARROSAGE
(twee-yoh dah-roh-sahj)



Rack
RÂTEAU
(rah-toh)



Wheelbarrow
BROUETTE
(broo-et)



Shovel
PELLE
(pehl)



The garden sometimes has these insects...


LE JARDIN A PARFOIS CES INSECTES...

(luh jar-dan ah par-fwa say (z)ah-sect)

Dragonfly
LIBELLULE
(lee-bay-lul)



Grasshopper
SAUTERELLE
(soh-tuh-rell)



Ladybug
COCCINELLE
(kok-see-nell)



Praying mantis
MANTE RELIGIEUSE
(mahnt ruh-lee-jee-uhz)



Butterfly
PAPILLON
(pah-pee-yoh)



Beetle
SCARABÉE
(ska-rah-bay)



Bee
ABEILLE
(ah-baye)



Ant
FOURMI
(foor-mee)



... this beautiful birds
... **CES BEAUX OISEAUX**

(say boh zwah-zoh)



Hummingbird
COLIBRI
(koh-lee-bree)

Nest
Nid
(nee)



Blue jay
GEAI BLEU
(jay bluh)



Eagle
AIGLE
(eh-gluh)



Cardinal
CARDINAL
(kar-dee-nahl)

Sparrow
MOINEAU
(mwah-noh)



... and these other animals

... ET CES AUTRES ANIMAUX

(eh say zo-truh (z)a-nee-moh)



Spider
ARAIGNÉE
(ah-ray-nyay)



Chicken
POULE
(pull)



Hedgehog
HÉRISSEON
(hairy-soh)




Fox
RENARD
(ruh-nar)



Rabbit
LAPIN
(lah-pah)



Fawn
FAON
(fah)



Deer
CERF
(sair)



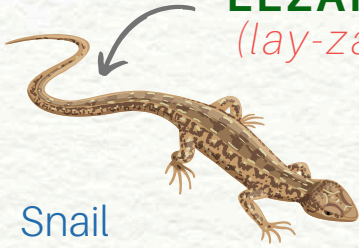
Earth worm
VER DE TERRE
(vair duh tair)

... and even more creatures

... ET ENCORE PLUS DE CRÉATURES

(eh ah-kor pluce duh kray-ah-ture)

Lizard
LÉZARD
(lay-zar)



Owl
HIBOU
(ee-boo)



Caterpillar
CHENILLE
(shuh-nee)



Snail
ESCARGOT
(es-kar-goh)



Dog
CHIEN
(shyah)



Frog
GRENOUILLE
(gruh-nooy)



Cat
CHAT
(shah)







Squirrel
ÉCUREUIL
(ay-kew-roy)



Chipmunk
TAMIA
(tah-mee-ah)



You can plant vegetables such as
TU PEUX PLANTER DES LÉGUMES COMME
(tew puh plah-tay day lay-gume kom)



Kohlrabi
CHOU-RAVE
(shoo rahv)




Cabbage
CHOU
(shoo)



Beet
BETTERAVE
(bay-trahv)



Leek
POIREAU
(pwa-roh)



Radishes
RADIS
(rah-dee)



Cauliflower
CHOU-FLEUR
(shoo fluhr)



Sweet potatoes
PATATE DOUCE
(pah-tat dooss)



You can harvest fruits such as
**TU PEUX RECOLTER DES FRUITS
COMME...**

(tew puh ray-kol-tay day
frwee kom)



Peaches
PÊCHES
(pesh)



Pear
POIRE
(pwar)




Apricot
ABRICOT
(ah-bree-koh)



Cherries
CERISES
(suh-reez)

Plum
PRUNE
(prune)



Grapes
RAISINS
(ray-zah)




Cantaloupe
MELON
(muh-loh)



Apple
POMME
(pom)



Watermelon
PASTÈQUE
(pas-tek)



Figs
FIGUES
(feeg)



Why not planting berries

POURQUOI PAS PLANTER DES BAIES

(poor-kwah pah plah-tay day bay)



Blackberries
MÛRES
(mewr)



Strawberries
FRAISES
(frehz)

Raspberries
FRAMBOISES
(frahm-bwahz)




Blueberries
MYRTILLES
(meer-tee)



Cranberries
CANNEBERGES
(kan-bairj)



Goji berry
BAIE DE GOJI
(bay duh goh-jee)




Currant
GROSEILLES
(groh-zay)

Here are some tropical fruits

VOICI QUELQUE FRUITS TROPICAUX

(vwah-see kel-kuh frwee troh-pee-koh)

Mango
MANGUE
(mahg)



Soursoup
COROSSOL
(koh-roh-sol)

Pomegranate
GRENADE
(gruh-nahd)



Guava
GOYAVE
(go-yahv)



Banana
BANANE
(bah-nahn)




Passion fruit
FRUIT DE LA PASSION
(frwee duh lah pah-syoh)



And citrus fruits
ET DES AGRUMES

(ay day (z)ah-grum)

Grapefruit
PAMPLEMOUSSE
(pahm-pluh-mooss)



Pomelos
POMÉLOS
(poh-may-loh)



Orange
ORANGE
(oh-rahnj)



Lemon
CITRON
(see-troh)



Lime
CITRON VERT
(see-tron vehr)



These are also fruits because they contain seeds
**CECI SONT AUSSI DES FRUITS CAR ILS
CONTIENNENT DES GRAINES**

(Seh-see son oh-see day frwee kar eel kon-tee-ehn day grehn)



Eggplant
AUBERGINE
(oh-bair-jeen)



Cucumber
CONCOMBRE
(kon-kom-bruh)



Squash
COURGE
(kooj)

Tomatoes
TOMATES
(toh-maht)



Zucchini
COUGETTES
(koo-jet)



Pumpkin
CITROUILLE
(see-troo-yuh)



You can also pick herbs such as
**TU PEUX AUSSI CUILLIR DES HERBES
COMME...**

(tu puh oh-see kuh-yir day erb kom)



Basil
BASILIC
(bah-zeel-eek)

Parsley
PERSIL
(pehr-seel)



Thym
THYM
(tah)



Mint
MENTHE
(mant)



Cilantro
CORIANDRE
(koh-ree-ondr)



Rosemary
ROMARIN
(ro-ma-rah)

Or even seeds such as
OU MEME DES GRAINES COMME...

(oo mem day grehn kom)

Sesame seeds
GRAINES DE

SÉSAME

(grehn duh say-zahm)



Sunflower seeds
GRAINES DE

TOURNESOL

(grehn duh toor-nuh-sol)



Chia seeds
GRAINES DE CHIA

(grehn duh shee-ah)



Flax seeds
GRAINES DE LIN

(grehn duh lah)



WHEAT
BLÉ
(bleh)



Millet
MILLET
(mee-lay)



And why not nuts
ET POURQUOI PAS DES NOIX
(ay poor-kwah pah day nwah)

Pistachio
PISTACHE
(pees-tash)



Brazil NUT
NOIX DE BRÉSIL
(nwah duh bray-zeel)



Coconut
NOIX DE COCO
(nwah duh koh-koh)



Pecan nut
NOIX DE PÉCAN
(nwah duh pay-kah)



Macadamia nut
NOIX DE MACADAMIA
(nwah duh mah-kah-dah-mee-ah)



Hazelnut
NOISETTE
(nwah-zet)

Almond
AMANDE
(ah-mahnd)



Cashew nuts
NOIX DE CAJOU
(nwah duh kah-joo)



Peanut
CACAHUÈTE
(kah-kah-wet)



Don't forget to plant some flowers

N'OUBLIE PAS DE PLANTER QUELQUE FLEURS

(noo-blee pah duh ploh-tay kel-kuh fluhr)

Lily
LIS
(lees)



Sunflower
TOURNESOL
(toor-nuh-sol)



Dandelion
PISSENLIT
(pee-san-lee)



Rose
ROSE
(roz)



Lavender
LAVENDE
(lah-vohd)



Marigold
SOUCI
(soo-see)



Artichoke
ARTICHAUT
(ar-tee-sho)




Echinacea
ÉCHINACÉE
(ay-shee-nah-say)



With these garden produce you can cook these meals

AVEC DES PRODUITS DU JARDIN TU PEUX CUISINER CES REPAS

(ah-vek day pro-dwee due jar-dah tuh puh kwee-zee-nay say ruh-pah)




Breakfast
PETIT-DÉJEUNER
(puh-tee day-juh-nay)

Lunch
DÉJEUNER
(day-juh-nay)

Dinner
DÎNER
(dee-nay)

And dishes such as
ET DES PLATS COMME...
(ay day plah kom...)

Salad
SALADE
(sah-lad)




Sandwich
SANDWICH
(sand-weech)

Cake
GATEAU
(ga-toh)




Pizza
PIZZA
(peet-zah)

Salty toast
TOAST SALÉ
(tohst sah-lay)



Sweet toast
TOAST SUCRÉ
(tohst sue-kray)



Pie
TARTE
(tart)



Drink
BOISSON
(bwa-soh)



Baked potatoes
Pommes de terre au four
(pom duh tair oh foor)



Lasagna
LASAGNE
(lah-zah-yuh)



French fries
Frites
(freet)



Tea
THÉ
(tay)

Soup
SOUPE
(soop)



Pickles
CORNICHON
(kor-nee-shoh)



In a garden, you can
DANS UN JARDIN, TU PEUX

(dah ah jar-dah tue puh)



To explore
EXPLORER
(eks-plo-ray)

To eat
MANGER
(moh-jay)



To run
COURIR
(koo-reer)

To taste
GOUTER
(goo-tay)

To compost
COMPOSTER
(kohm-poh-stay)

To walk
MARCHER
(mar-shay)

To pick
CUEILLIR
(kuh-yeer)



To discover
DÉCOUVRIR
(day-koov-reer)

To transplant
TRANSPLANTER
(trahs-plan-tay)

The relax
RELAXER
(ruh-lak-say)

To plant
PLANTER
(plan-tay)

To till
LABOURER
(lah-boo-ray)



To share
PARTAGER
(par-tah-jay)

To prune
PRUNER
(pru-nay)



To dig
CREUSER
(kruh-zay)

To clear
DÉBROUSSAILLER
(day-broo-sahyay)

To water
ARROSER
(ah-roh-zay)



A garden can be
UN JARDIN PEUT ÊTRE
(ah jar-dah puh (t)eht-ruh)

Small
PETIT
(puh-tee)

Big
GRAND
(grah)

Organized
ORGANISÉ
(or-ga-nee-zay)

In the mountains
EN MONTAGNE
(ah moh-tan-yuh)

Colorful
COLORÉ
(koh-lo-ray)

In the city
EN VILLE
(ah veel)

On a balcony
SUR UN BALCON
(sur ah bal-kon)

Wild
SAUVAGE
(so-vaj)

Magnificent
MAGNIFIQUE
(mag-nee-feek)

In the country
EN CAMPAGNE
(ah kah-pan-yuh)



In a garden you can find these colors
**DANS UN JARDIN TU PEUX TROUVER
CES COULEURS**

*(dah zah jar-dah tue puh
troo-vay say koo-luhr)*



Green
VERT
(vair)



Blue
BLEU
(bluh)



Black
NOIR
(nwahr)



Brown
MARRON
(mah-roh)



Yellow
JAUNE
(john)



White
BLANC
(blah)



Purple
VIOLET
(vyo-lay)



Orange
ORANGE
(oh-rahj)



Red
ROUGE
(rooj)



Pink
ROSE
(roz)

With this harvest, you can
AVEC TES RECOLTES, TU PEUX
(ah-vek tay ray-kolt, tue puh)



Eat them
LES MANGER
(lay mah-jay)

Give them
LES DONNER
(lay doh-nay)

Share them
LES PARTAGER
(lay par-tah-jay)

Preserve them
LES CONSERVER
(lay kon-sair-vay)



Sell them
LES VENDRE
(lay vahndr)

Cook them
LES CUISINER
(lay kwee-zee-nay)



You can care for your garden during
each seasons

TU PEUX PRENDRE SOIN DE TON JARDIN DURANT CHAQUE SAISONS

*(tue puh prahn-druh swah duh toh jar-dah due-rah
shak say-zoh)*



The winter
L'HIVER
(lee-vair)



The spring
LE PRINTEMPS
(luh prahn-tah)



The summer
L'ÉTÉ
(lay-tay)



The fall
L'AUTOMNE
(loh-ton)

The weather can sometimes be
LE TEMPS PEUT PARFOIS ÊTRE

(luh tahn puh par-fwah eh-truh)



Sunny
ENSOILEILLÉ
(ahn-so-lay-yay)



Rainy
PLUVIEUX
(ploov-yuh)



Cloudy
NUAGEUX
(nwa-juh)



Snowy
NEIGEUX
(nay-juh)



Windy
VENTEUX
(vahn-tuh)



Foggy
BRUMEUX
(bru-muh)



Stormy
ORAGEUX
(oo-rah-juh)

You can garden with
TU PEUX JARDINER AVEC TA FAMILLE

(tyuh puh zhar-dee-nay ah-vek tah fah-mee)



Your father
TON PÈRE
(toh pair)

Your mother
TA MÈRE
(tah mair)

Your brothers
TES FRÈRES
(tay frair)

your sister
TA SOEUR
(tah suhr)

Your pet
**ANIMAL DE
COMPAGNIE**
*(ah-nee-mahl duh
kohm-pah-nyee)*



Learn the cardinal points to organize your garden

APPRENDS LES POINT CARDINAUX POUR ARRANGER TON JARDIN

*(Ah-pro leh pwa kar-dee-noh poor ah-ran-zjhay
toh zjhar-dah)*

North
NORD
(nohr)

North-west
NORD-WEST
(nohr-west)

Your brothers
NORD-EST
(nohr-est)

West
WEST
(west)

Your brothers
EST
(ehst)

Your brothers
SUD-WEST
(sude-west)

Your brothers
SUD-EST
(sude-ehst)

Your brothers
SUD
(sude)



Jesus used examples found in nature to symbolize our relationship with him and others. Here is a little challenge. Try to read and memorize this beautiful Bible verse in French.

*"I am the vine, ye are the branches: He that abideth in me, and I in him, the same bringeth forth much fruit: for without me ye can do nothing."
- John 15:5*

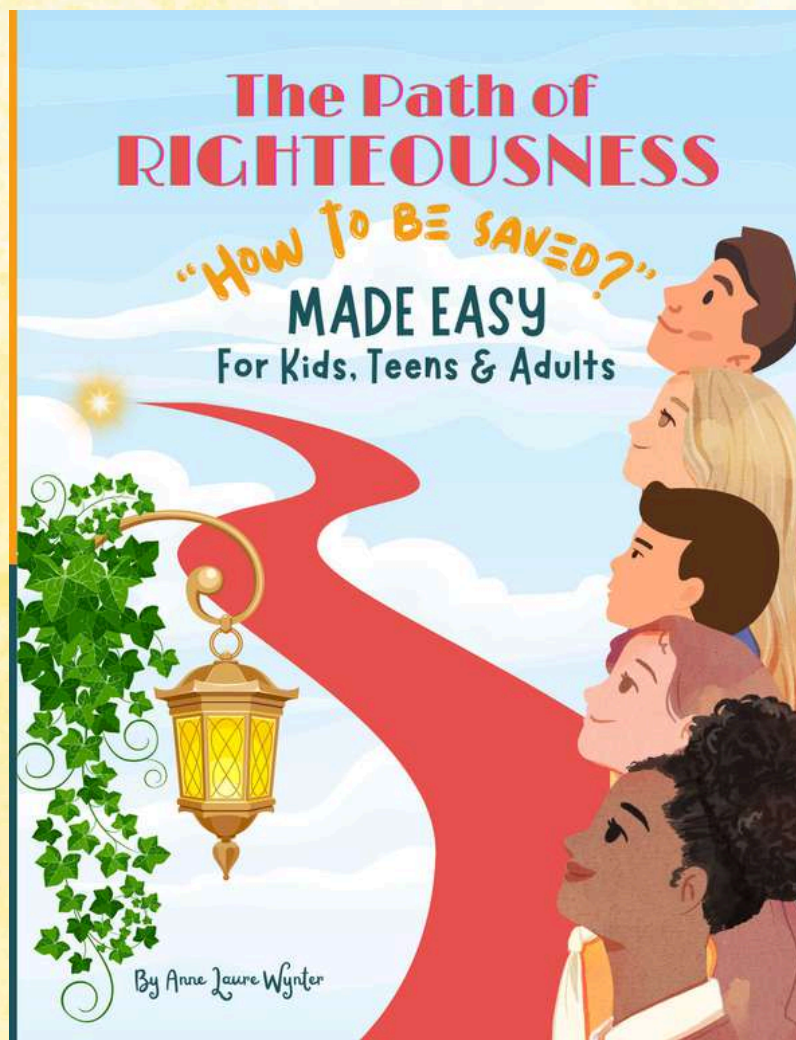
**"JE SUIS LE CEP, VOUS ÊTES LES
SARMENTS. CELUI QUI DEMEURE EN
MOI ET EN QUI JE DEMEURE PORTE
BEAUCOUP DE FRUIT, CAR SANS MOI
VOUS NE POUVEZ RIEN FAIRE."**

*vwah ay ah kee juh duh-muhr port
boh-koo duh frwee, kar sah mwah
voo nuh poo-vay ree-ah fehr
- JEAN 15:5
jah kanz : sank*



Dear Parents and Teachers,

If you have ever wished to impart **a deeper understanding of Jesus, the Bible, and the plan of salvation** to your children, teen(s), or even for yourself, this book is the blessing you've been seeking. It offers enriching insights and engaging teachings that will illuminate their spiritual journey.



To learn more about
this book, visit
<https://www.amazon.com/dp/B0DBM6L94C>
or simply scan this QR
code:



A vibrant, painterly landscape. The sky is a mix of yellow, orange, and purple, with several black birds in flight. The mountains are rendered in shades of purple and blue. The foreground features a river with colorful reflections and green foliage on the banks.

Bonuses

HELPING CHILDREN LEARN FRENCH GRAMMATICAL WORDS

The bonus pages in this book are valuable tools for reinforcing your child's grasp of French grammar. They will help you transform grammar lessons into engaging, productive, and enjoyable learning experiences for your child.

Here are some tips on how to make the most of these resources:

Break it Down: French grammar can be complex. Use the bonus pages to focus on one concept at a time. For example, if the page covers articles (le, la, les), guide your child through identifying and practicing their usage in simple sentences.

Play Matching Games: Turn grammar learning into a fun activity. If the bonus pages have vocabulary lists, you can create a matching game where your child pairs French words with their English counterparts. You can also use flashcards to reinforce these words.

Make Real-Life Connections: Encourage your child to use the grammatical concepts from the bonus pages in everyday situations. For instance, while discussing meals, ask your child to identify whether "le" or "la" applies to a certain food. Making these connections reinforces their learning in a practical way.

Practice Pronunciation: Pronunciation is crucial in French. Use the bonus pages to practice speaking words aloud. Encourage your child to mimic your pronunciation or, if possible, listen to native speakers online. This will help build their confidence in speaking French correctly.

Reward Progress: Set small goals for each bonus page. Once your child masters a section, celebrate their progress with a reward—whether it's verbal praise, a sticker, or a fun activity. Positive reinforcement can boost motivation and enthusiasm for learning.

INTERROGATIVE FRENCH QUESTION WORDS

Qui

English: Who

Pronunciation: [kee]

Example: Qui est là ? (Who is there?)

À qui

English: Whose

Pronunciation: [Ah Kee]

Example: À qui est ce livre? (Whose book is this?)

Que / Qu'

English: What

Pronunciation: [kuh]

Example: Que fais-tu ? (What are you doing?) Qu'és qu'il y'a? (What's going on?)

Quoi

English: What (used for emphasis or in specific constructions)

Pronunciation: [kwah]

Example: Tu fais quoi? (What are you doing?)

Où

English: Where

Pronunciation: [oo]

Example: Où est la bibliothèque ? (Where is the library?)



Quand

English: When

Pronunciation: [kaw]

Example: Quand arrives-tu ? (When are you arriving?)

Pourquoi

English: Why

Pronunciation: [poor-kwah]

Example: Pourquoi pleures-tu ? (Why are you crying?)

Comment

English: How

Pronunciation: [koh-maw]

Example: Comment ça va ? (How are you?)

Combien

English: How much / How many

Pronunciation: [kohn-bya]

Example: Combien ça coûte ? (How much does it cost?)

Lequel / Laquelle / Lesquels / Lesquelles

English: Which one(s)

Pronunciation: [luh-kel / lah-kel / lay-kel / lay-kel]

Example: Lequel veux-tu ? (Which one do you want?)

À quelle heure

English: At what time

Pronunciation: [ah kel uhr]

Example:

À quelle heure est le repas ? (At what time is the meal?)

FRENCH NEGATING WORDS

Ne... pas

English: Not

Pronunciation: [nuh... pah]

Example: Je ne sais pas (I don't know.)

Ne... plus

English: No longer / Not anymore

Pronunciation: [nuh... plu]

Example: Il ne travaille plus ici (He no longer works here.)

Ne... jamais

English: Never

Pronunciation: [nuh... jah-may]

Example: Elle ne vient jamais (She never comes.)

Ne... rien

English: Nothing

Pronunciation: [nuh... ryeh]

Example: Je ne vois rien (I see nothing.)

Ne... personne

English: No one / Nobody

Pronunciation: [nuh... pair-sohn]

Example: Il n'y a personne ici (There is no one here.)

Ne... ni... ni

English: Neither... nor

Pronunciation: [nuh... nee... nee]

Example: Je n'aime ni le thé ni le jus (I like neither tea nor juice.)

Ne... que

English: Only

Pronunciation: [nuh... kuh]

Example: Il ne mange que des légumes. (He only eats vegetables.)

Ne... aucun(e)

English: None / Not any

Pronunciation: [nuh... oh-kuh]

Example: Je n'ai aucun livre. (I don't have any books.)

Ne... nulle part

English: Nowhere

Pronunciation: [nuh... null par]


Example: Je ne vais nulle part. (I'm going nowhere.)

Ne... guère

English: Hardly / Barely

Pronunciation: [nuh... gair]

Example: Il ne dort guère. (He hardly sleeps.)



FRENCH DEFINITE ARTICLES

Le

English: The (masculine singular)

Pronunciation: [luh]

Example: Le livre est sur la table. (The book is on the table.)

Explanation: Le is used before masculine nouns that start with a consonant or aspirated "h."

La

English: The (feminine singular)

Pronunciation: [lah]

Example: La voiture est rouge. (The car is red.)

Explanation: La is used before feminine nouns that start with a consonant or aspirated "h."

L'

English: The (before vowels or silent "h")

Pronunciation: [l]

Example: L'école est fermée. (The school is closed.)

Explanation: Used with both masculine and feminine singular nouns that begin with a vowel or a silent "h" to avoid a vowel clash.

Les

English: The (plural, for both masculine and feminine)

Pronunciation: [lay]

Example: Les enfants jouent dans le parc. (The children are playing in the park.)

Explanation: Used for all plural nouns, regardless of gender.



FRENCH POSSESSIVE WORDS

*The following words are in this order:
masculine / feminine / plural*

Mon / Ma / Mes

English: My

Pronunciation: [moh / mah / meh]

Example:

- Mon frère est ici. (My brother is here.)
- Ma sœur est gentille. (My sister is kind.)
- Mes amis sont sympas. (My friends are nice.)

Ton / Ta / Tes

English: Your (informal)

Pronunciation: [tohn / tah / tay]

Example:

- Ton chien est mignon. (Your dog is cute.)
- Ta maison est grande. (Your house is big.)
- Tes livres sont intéressants. (Your books are interesting.)

Son / Sa / Ses

English: His / Her

Pronunciation: [soh / sah / say]

Example:

- Son chat est noir. (His/her cat is black.)
- Sa voiture est rouge. (His/her car is red.)
- Ses enfants sont adorables. (His/her children are adorable.)

Notre / Nos

English: Our

Pronunciation: [noh-tr / noh]

Example:

- Notre maison est ici. (Our house is here.)
- Nos amis arrivent demain. (Our friends arrive tomorrow.)

Votre / Vos

English: Your (formal or plural)

Pronunciation: [voh-tr / voh]

Example:

- Votre appartement est beau. (Your apartment is beautiful.)
- Vos enfants sont intelligents. (Your children are smart.)

Leur / Leurs

English: Their

Pronunciation: [luhr / luhr]

Example:

- Leur chien est petit. (Their dog is small.)
- Leurs voitures sont rapides. (Their cars are fast.)

Le mien / La mienne / Les miens / Les miennes

English: Mine

Pronunciation: [luh myeh / lah myehn / lay myeh / lay myehn]

Example:

- C'est le mien. (It's mine.)
- Ce sont les miens. (They are mine.)

Le tien / La tienne / Les tiens / Les tiennes

English: Yours (informal)

Pronunciation: [luh tyah / lah tyen / lay tyeh / lay tyen]

Example:

- Ce livre est le tien. (This book is yours.)
- Ces chaussures sont les tiennes. (These shoes are yours.)



FRENCH POSSESSIVE WORDS

Le sien / La sienne / Les siens / Les siennes

English: His / Hers

Pronunciation: [luh syanh / lah syen / lay syenh / lay syenh]

Example:

- C'est la sienne. (It's hers.)
- Ce sont les siens. (They are his.)

Le nôtre / La nôtre / Les nôtres

English: Ours

Pronunciation: [luh noht / lah noht / lay noht]

Example:

- C'est le nôtre. (It's ours.)
- Ces livres sont les nôtres. (These books are ours.)

Le vôtre / La vôtre / Les vôtres

English: Yours (formal or plural)

Pronunciation: [luh voht / lah voht / lay voht]

Example:

- C'est le vôtre. (It's yours.)
- Ce sont les vôtres. (They are yours.)

Le leur / La leur / Les leurs

English: Theirs

Pronunciation: [luh luhr / lah luhr / lay luhr]

Example:

- C'est le leur. (It's theirs.)
- Ce sont les leurs. (They are theirs.)



FRENCH PARTITIVE ARTICLES

Du

English: Some / Any (masculine singular)

Pronunciation: [dew]

Example: Je mange du pain. (I'm eating some bread.)

Explanation: Used with uncountable masculine singular nouns to express an indefinite quantity.

De la

English: Some / Any (feminine singular)

Pronunciation: [duh lah]

Example: Elle boit de la soupe. (She is drinking some soup.)

Explanation: Used with uncountable feminine singular nouns to express an indefinite quantity.

De l'

English: Some / Any (before vowels or silent "h")

Pronunciation: [duh l']

Example: Il prend de l'eau. (He is having some water.)

Explanation: Used with both masculine and feminine singular nouns that start with a vowel or silent "h," to avoid a vowel clash.

Des

English: Some / Any (plural, for both masculine and feminine)

Pronunciation: [day]


Example: Ils ont des fruits. (They have some fruits.)

Explanation: Used for plural nouns to express an indefinite quantity, regardless of gender.

Explanation of Partitive Articles

Partitive articles are used to refer to an unspecified quantity of something, particularly when the noun is uncountable (e.g., food, liquids, abstract concepts).

Unlike definite articles, which refer to something specific, partitive articles refer to a portion of a whole.



PLURAL

Regular Plural Formation

To form the plural of most French nouns and adjectives, add "s" to the singular form. For nouns and adjectives ending in "-s", "x", or "z", the plural form is the same as the singular.

Examples:

Livre (book)

Pronunciation: [leev-r]

Plural: Livres (books)

Pronunciation: [leev-r]

Example: J'ai acheté deux livres (I bought two books.)

Chien (dog)

English: dog

Pronunciation: [shyan]

Plural: Chiens

English: dogs

Pronunciation: [shyan]

Example: Les chiens jouent dans le parc (The dogs are playing in the park.)

Maison (house)

English: house

Pronunciation: [may-zoh]

Plural: Maisons

English: houses

Pronunciation: [may-zoh]

Example: Nous avons visité plusieurs maisons (We visited several houses.)
French.

Irregular Plural Forms

Some nouns have irregular plural forms that do not follow the standard rules.

Examples:

Monsieur (mister)

Pronunciation: [muh-syuh]

Plural: Messieurs

English: gentlemen

Pronunciation: [meh-syuh]

Example: Les messieurs sont en réunion (The gentlemen are in a meeting.)

Madame (Mrs.)

English: Mrs.

Pronunciation: [mah-dahm]

Plural: Mesdames

English: ladies

Pronunciation: [may-dahm]

Example:

Les mesdames sont arrivées à l'heure (The ladies arrived on time.)

Bureau (office)

English: office

Pronunciation: [bu-roh]

Plural: Bureaux

English: offices

Pronunciation: [bu-roh]

Example: Nous avons plusieurs bureaux dans le bâtiment (We have several offices in the building)



THERE IS | THERE ARE

Il y a

English: There is / There are

Pronunciation: [eel ee ah]

Example:

- Il y a un livre sur la table. (There is a book on the table.)
- Il y a des enfants dans le parc. (There are children in the park.)

Explanation: Il y a is the standard phrase for expressing "there is" or "there are" in French. It is used for both singular and plural nouns, regardless of gender.

Il y a + Masculine Singular

Example:

- Il y a un chien dans le jardin. (There is a dog in the garden.)

Explanation: Used with masculine singular nouns to indicate the presence of one item or person.

Il y a + Feminine Singular

Example:

- Il y a une pomme sur la table. (There is an apple on the table.)

Explanation: Used with feminine singular nouns to indicate the presence of one item or person.

Il y a + Masculine Plural

Example:

- Il y a des livres sur l'étagère. (There are books on the shelf.)
- Explanation: Used with plural masculine nouns to indicate the presence of multiple items or people.

Il y a + Feminine Plural

Example:


- Il y a des fleurs dans le vase. (There are flowers in the vase.)
- Explanation: Used with plural feminine nouns to indicate the presence of multiple items or people.

Additional Examples:

- Il y a une voiture dans la rue. (There is a car on the street.) — Feminine singular
- Il y a des oiseaux dans le ciel. (There are birds in the sky.) — Masculine plural
- Il y a une école près d'ici. (There is a school nearby.) — Feminine singular
- Il y a des amis qui arrivent. (There are friends coming.) — Masculine plural

Explanation of Gender and Number:

In French, "Il y a" stays the same, whether the noun is singular, plural, masculine, or feminine. Only the article or noun changes to reflect the gender and number.



FRENCH DEMONSTRATIVE ADJECTIVES

Ce

English: This / That (masculine singular)

Pronunciation: [suh]

Example:

- Ce livre est intéressant. (This/That book is interesting.)

Explanation: Used with masculine singular nouns that start with a consonant.

Cet

English: This / That (masculine singular before vowels or silent "h")

Pronunciation: [seht]

Example:

- Cet arbre est grand. (This/That tree is tall.)
- Cet homme est gentil. (This/That man is kind.)

Explanation: Used with masculine singular nouns that start with a vowel or a silent "h" to avoid a vowel clash.

Cette

English: This / That (feminine singular)

Pronunciation: [seht]

Example:

- Cette maison est belle. (This/That house is beautiful.)

Explanation: Used with feminine singular nouns.

Ces

English: These / Those (plural, for both masculine and feminine)

Pronunciation: [say]


Example:

- Ces enfants sont heureux. (These/Those children are happy.)
- Ces fleurs sont magnifiques. (These/Those flowers are magnificent.)

Explanation: Used with plural nouns, regardless of gender.

Additional Examples

- Ce chien est adorable. (This/That dog is adorable.) — Masculine singular
- Cet hôtel est fermé. (This/That hotel is closed.) — Masculine singular with vowel or silent "h"
- Cette voiture est rapide. (This/That car is fast.) — Feminine singular
- Ces livres sont intéressants. (These/Those books are interesting.) — Masculine plural
- Ces filles sont intelligentes. (These/Those girls are intelligent.) — Feminine plural



MUST | HAVE TO | SHOULD

Devoir (Present tense)

English: Must / Have to

Pronunciation: [duh-vwahr]

Example:

- Je dois finir mes devoirs. (I must finish my homework.)
- Nous devons partir maintenant. (We have to leave now.)

Explanation: Devoir is a verb that expresses obligation or necessity. It can be conjugated depending on the subject, and it's used for both must and have to in French.

Devoir (Conditional Tense)

English: Should

Pronunciation: [duh-vwahr]

Example:

- Tu devrais manger plus de légumes. (You should eat more vegetables.)
- Vous devriez partir bientôt. (You should leave soon.)

Explanation: To express should in French, devoir is used in the conditional tense. It implies advice or a suggestion rather than a strict obligation.

Il faut

English: It is necessary / One must

Pronunciation: [eel foh]

Example:

- Il faut étudier pour réussir. (One must study to succeed.)
- Il faut de l'eau pour vivre. (Water is necessary to live.)

Explanation: Il faut is an impersonal expression meaning "it is necessary" or "one must." It doesn't change based on the subject and is followed by an infinitive verb.

Il faudrait

English: It would be necessary / One should

Pronunciation: [eel foh-dray]

Example:

- Il faudrait faire attention. (One should be careful.)
- Il faudrait parler avec elle. (You should talk to her.)

Explanation: Il faudrait is the conditional form of il faut. It's used to give advice or suggest a course of action, similar to should.

Additional Examples

- Je dois partir. (I have to leave.) — Expresses a necessity or obligation.
- Tu dois faire tes devoirs. (You must do your homework.) — Strong obligation.
- Il faut écouter le professeur. (You have to listen to the teacher.) — General necessity.
- Elle devrait dormir plus. (She should sleep more.) — Advice or recommendation.
- Il faudrait que tu étudies. (You should study.) — Suggests a course of action.



IMPERFECT TENSE

Être (to be) in the Imperfect Tense ("was/were")

J'étais

English: I was

Pronunciation: [zjay-tey]

Example: J'étais fatigué hier (I was tired yesterday.)

Tu étais

English: You were (informal)

Pronunciation: [tyu ay-tey]

Example: Tu étais en retard (You were late.)

Il/Elle était

English: He/She was

Pronunciation: [eel/el ay-tey]

Example: Il était à la maison. (He was at home.) - Elle était contente (She was happy.)

Nous étions

English: We were

Pronunciation: [noo zay-tyoh]

Example: Nous étions en vacances (We were on vacation.)

Vous étiez

English: You were (formal/plural)

Pronunciation: [voo zay-tyay]

Example: Vous étiez prêts. (You were ready.)

Ils/Elles étaient

English: They were

Pronunciation: [eel/elz ay-tey]

Example: Ils étaient fatigués. (They were tired.) — Masculine or mixed group | Elles étaient contentes (They were happy.) — Feminine group
Étaient doesn't change between

masculine and feminine, but adjectives (e.g., fatigué/fatiguée) must agree in gender and number.

Avoir (to have) in the Imperfect Tense ("had")

J'avais

English: I had

Pronunciation: [zhah-vay]

Example: J'avais une voiture (I had a car.)

Tu avais

English: You had (informal)

Pronunciation: [tyu ah-vay]

Example: Tu avais des amis là-bas (You had friends there.)

Il/Elle avait

English: He/She had

Pronunciation: [eel/el ah-vay]

Example: Il avait un vélo (He had a bike.) | Elle avait une idée (She had an idea.)

Nous avions

English: We had

Pronunciation: [noo zah-vyohn]

Example: Nous avions beaucoup de travail (We had a lot of work.)

Vous aviez

English: You had (formal/plural)

Pronunciation: [voo zah-vyay]

Example: Vous aviez de la neige (You had snow.)

Ils/Elles avaient

English: They had

Pronunciation: [eel/elz ah-vay]

Example: Ils avaient des jouets (They had toys.) | Elles avaient de belles robes (They had beautiful dresses.)

PRESENT PERFECT TENSE

Être (to be) in Present Perfect Tense

J'ai été

English: I have been
Pronunciation: [zhay ay-tay]
Example: J'ai été en France plusieurs fois. (I have been to France several times.)

Tu as été

English: You have been (informal)
Pronunciation: [tyu ah ay-tay]
Example: Tu as été très utile. (You have been very helpful.)

Il/Elle a été

English: He/She has been
Pronunciation: [eel/el ah ay-tay]
Example: Il a été malade. (He has been sick.) Elle a été une bonne élève. (She has been a good student.)

Nous avons été

English: We have been
Pronunciation: [noo zah-vohn ay-tay]
Example: Nous avons été en vacances. (We have been on vacation.)

Vous avez été

English: You have been (formal/plural)
Pronunciation: [voo zah-vay ay-tay]
Example: Vous avez été très patients. (You have been very patient.)

Ils/Elles ont été

English: They have been
Pronunciation: [eel/elz ohn ay-tay]
Example: Ils ont été très occupés. (They have been very busy.) — Masculine or mixed group | Elles ont été ravies. (They have been delighted.) — Feminine group

Être (to be) in Past Perfect Tense

J'avais été

English: I had been
Pronunciation: [zhah-vay ay-tay]
Example: J'avais été en Espagne avant de venir ici. (I had been in Spain before coming here.)

Tu avais été

English: You had been (informal)
Pronunciation: [tyu ah-vay ay-tay]
Example: Tu avais été un excellent élève. (You had been an excellent student.)

Il/Elle avait été

English: He/She had been
Pronunciation: [eel/el ah-vay ay-tay]
Example: Il avait été surpris par la nouvelle. (He had been surprised by the news.) | Elle avait été heureuse. (She had been happy.)

Nous avions été

English: We had been
Pronunciation: [noo zah-vyohn ay-tay]
Example: Nous avions été en retard. (We had been late.)

Vous aviez été

English: You had been (formal/plural)
Pronunciation: [voo zah-vyay ay-tay]
Example: Vous aviez été avertis. (You had been warned.)

Ils/Elles avaient été

English: They had been
Pronunciation: [eel/elz ah-vay ay-tay]
Example: Ils avaient été très fatigués. (They had been very tired.) — Masculine or mixed group | Elles avaient été enchantées. (They had been delighted.) — Feminine group

Être (to be) in Past Continuous Tense

J'étais en train d'être

English: I was being

Pronunciation: [zjhay-tey ahn tra(n) d'etr]

Example: J'étais en train d'être formé pour le poste. (I was being trained for the position.)

Tu étais en train d'être

English: You were being (informal)

Pronunciation: [tyu ay-tey ahn tra(n) d'etr]

Example: Tu étais en train d'être évalué. (You were being evaluated.)

Il/Elle était en train d'être

English: He/She was being

Pronunciation: [eel/el ay-tey ahn tra(n) d'etr]

Example: Il était en train d'être interviewé. (He was being interviewed.) | Elle était en train d'être décorée. (She was being decorated.)

Nous étions en train d'être

English: We were being

Pronunciation: [noo zay-tyohn ahn tra(n) d'etr]

Example: Nous étions en train d'être servis. (We were being served.)

Vous étiez en train d'être

English: You were being (formal/plural)

Pronunciation: [voo zay-tyay ahn tra(n) d'etr]

Example: Vous étiez en train d'être formés. (You were being trained.)

Ils/Elles étaient en train d'être

English: They were being

Pronunciation: [eel/elz ay-tey ahn tra(n) d'etr]

Example: Ils étaient en train d'être interrogés. (They were being questioned.) — Masculine or mixed group | Elles étaient en train d'être applaudies. (They were being applauded.) — Feminine group

Explanation of Gender, Number, and Agreement

Masculine Singular/Plural:

For masculine or mixed groups, the past participles and adjectives in French need to agree in gender and number (e.g., fatigué for masculine singular, fatigués for masculine plural).

Feminine Singular/Plural:

For feminine subjects, adjectives and past participles need to be in the feminine form (e.g., fatiguée for feminine singular, fatiguées for feminine plural).

Plural:

The past participles like "été" do not change based on gender, but the adjectives and any participles used with them must match the gender and number of the subject.

These past tense forms help express ongoing or completed actions and states, and it's essential to match the verbs and adjectives with the gender and number of the subjects.

FUTURE TENSE

Formation of Future Present Tense

The simple future tense in French is formed by adding future endings to the infinitive form of the verb. For verbs ending in "re", drop the final "e" before adding the endings.

Conjugation Endings

Je: -ai

Tu: -as

Il/Elle/on: -a

Nous: -ons

Vous: -ez

Ils/Elles: -ont

Être (to be) in Simple Future Tense

Je serai

English: I will be

Pronunciation: [zhuh ser-ay]

Example: Je serai là demain (I will be there tomorrow.)

Tu seras

English: You will be (informal)

Pronunciation: [tyu ser-ah]

Example: Tu seras prêt pour la réunion (You will be ready for the meeting.)

Il/Elle sera

English: He/She will be

Pronunciation: [eel/el ser-ah]

Example: Il sera en vacances la semaine prochaine (He will be on vacation next week.) | Elle sera heureuse (She will be happy.)

Nous serons

English: We will be

Pronunciation: [noo ser-ohn]

Example: Nous serons en route à 10 heures (We will be on the road at 10 o'clock.)

Vous serez

English: You will be (formal/plural)

Pronunciation: [voo ser-ay]

Example: Vous serez informés bientôt (You will be informed soon.)

Ils/Elles seront

English: They will be

Pronunciation: [eel/elz ser-ohn]

Example: Ils seront prêts pour le spectacle (They will be ready for the show.) — Masculine or mixed group | Elles seront contentes. (They will be happy.) — Feminine group

Avoir (to have) in Simple Future Tense

J'aurai

English: I will have

Pronunciation: [zho-ray]

Example: J'aurai une surprise pour toi (I will have a surprise for you.)

Tu auras

English: You will have (informal)

Pronunciation: [tyu oh-rah]

Example: Tu auras du travail à faire (You will have work to do.)

Il/Elle aura

English: He/She will have

Pronunciation: [eel/el oh-ra]

Example: Il aura une nouvelle voiture. (He will have a new car.) -Elle aura des nouvelles bientôt (She will have news soon.)

Nous aurons

English: We will have

Pronunciation: [noo oh-rohn]

Example: Nous aurons des invités ce soir (We will have guests tonight.)

Vous aurez

English: You will have (formal/plural)

Pronunciation: [voo oh-ray]

Example: Vous aurez tout ce dont vous avez besoin (You will have everything you need.)

Ils/Elles auront

English: They will have

Pronunciation: [eel/elz oh-rohn]

Example: Ils auront des résultats demain (They will have results tomorrow.) —

Masculine or mixed group | Elles auront des cadeaux (They will have gifts.) —
Feminine group

Formation of Future Continuous Tense

The future continuous tense is formed with the future simple tense of "être" or "avoir" + the past participle of the main verb.

Être (to be) in Future Continuous Tense

Je serai en train de faire

English: I will be doing

Pronunciation: [zhuh ser-ay ah(n) tra(n) duh fehr]

Example: Je serai en train de faire mes devoirs (I will be doing my homework.)

Tu seras en train de faire

English: You will be doing (informal)

Pronunciation: [tyu ser-ah ah(n) tra(n) duh fehr]

Example: Tu seras en train de préparer le dîner (You will be preparing dinner.)

Il/Elle sera en train de faire

English: He/She will be doing

Pronunciation: [eel/el ser-ah ah(n) tra(n) duh fehr]

Example: Il sera en train de travailler (He will be working.) | Elle sera en train de lire un livre | (She will be reading a book.)

Nous serons en train de faire

English: We will be doing

Pronunciation: [noo ser-ohn ah(n) tra(n) duh fehr]

Example: Nous serons en train de regarder un documentaire (We will be watching a documentary.)

Vous serez en train de faire

English: You will be doing (formal/plural)

Pronunciation: [voo ser-ay ah(n) tra(n) duh fehr]

Example: Vous serez en train de préparer la présentation (You will be preparing the presentation.)

Ils/Elles seront en train de faire

English: They will be doing

Pronunciation: [eel/elz ser-ohn ah(n) tra(n) duh fehr]

Example: Ils seront en train de jouer un jeu (They will be playing a game.) —

Masculine or mixed group | Elles seront en train de discuter (They will be discussing.) —
Feminine group

Explanation of Gender, Number, and Agreement

Masculine Singular/Plural:

For masculine or mixed groups, the verbs themselves do not change, but adjectives or past participles used with them should agree in gender and number (e.g., "prêt" for masculine singular, "prêts" for masculine plural).

Feminine Singular/Plural:

For feminine subjects, the same rules apply to adjectives and past participles (e.g., "prête" for feminine singular, "prêtes" for feminine plural).

Plural:

In the simple future tense, the verb forms are consistent across genders but must align with the subject's number (singular or plural).

PRESENT CONTINUOUS TENSE

The French phrase "en train de" translates to "in the process of" or "doing" in English. This construction is helpful for describing actions that are happening right now and is commonly used in everyday French conversations.

Formation

The phrase "en train de" is followed by an infinitive verb to express an ongoing action.

Examples

Je suis en train de lire

English: I am in the process of reading | I am reading

Pronunciation: [zhuh swee ah(n) tra(n) duh leer]

Example: Je suis en train de lire un livre passionnant. (I am in the process of reading an exciting book.)

Nous sommes en train de préparer

English: We are in the process of preparing | We are preparing

Pronunciation: [noo som ah(n) tra(n) duh preh-pah-ray]

Example: Nous sommes en train de préparer la fête. (We are in the process of preparing the party.)

Tu es en train de regarder

English: You are in the process of watching | You are watching

Pronunciation: [tyu eh ah(n) tra(n) duh rehr-gar-day]

Example: Tu es en train de regarder un film intéressant. (You are in the process of watching an interesting movie.)

Elles sont en train de parler

English: They (feminine) are in the process of talking | They (feminine) are talking

Pronunciation: [el sohn ah(n) tra(n) duh par-lay]

Example: Elles sont en train de parler de leurs projets. (They are in the process of talking about their projects.)



ACCENTS

Accent Aigu (é)

Formation

The accent aigu (´) is used only on the letter e and is pronounced like the "ay" in "say."

- **É as in école (school)**
 - English: school
 - Pronunciation: [ay-kohl]
 - Example: L'école commence à 8 heures. (School starts at 8 o'clock.)

Accent Grave (è, à, ù)

Formation

The accent grave (`) is used on the letters e, a, and u. It changes the pronunciation of the letter e to a more open sound (similar to the "e" in "bet"), and is used to distinguish between homophones.

- **È as in père**
 - English: father
 - Pronunciation: [pair]
 - Example: Mon père est très gentil (My father is very kind.)
- **À as in là**
 - English: there
 - Pronunciation: [lah]
 - Example: Je vais là-bas demain (I am going there tomorrow.)
- **Ù as in où**
 - English: where
 - Pronunciation: [oo]
 - Example: Où est la bibliothèque? (Where is the library?)

Accent Circonflexe (ê, â, î, ô, û)

Formation

The accent circonflexe (^) is used on the letters e, a, i, o, and u. It often indicates a historical change in pronunciation or a missing letter.

- **Ê as in forêt**
 - English: forest
 - Pronunciation: [fo-ray]
 - Example: Nous avons marché dans la forêt. (We walked in the forest.)
- **Â as in âge**
 - English: age
 - Pronunciation: [ahzh]
 - Example: Quel est ton âge? (What is your age?)
- **Î as in île**
 - English: island
 - Pronunciation: [eel]
 - Example: L'île est très belle en été. (The island is very beautiful in summer.)
- **Ô as in hôtel**
 - English: hotel
 - Pronunciation: [oh-tel]
 - Example: Nous avons réservé une chambre à l'hôtel. (We reserved a room at the hotel.)
- **Û as in crû**
 - English: grew
 - Pronunciation: [kroo]
 - Example: Il a crû très vite. (He grew very quickly.)

Accent Tréma (ë, ï, ü)

Formation

The accent tréma (¨) is used on the letters e, i, and u to indicate that the vowel is pronounced separately from the preceding vowel.

- **Ë as in Noël**
 - English: Christmas
 - Pronunciation: [noh-el]
 - Example: Nous célébrons la naissance de Jésus à Noël. (We celebrate Jesus birth during Christmas.)
- **Ï as in poëte**
 - English: poet
 - Pronunciation: [poh-et]
 - Example: Le poëte a écrit un nouveau livre. (The poet wrote a new book.)
- **Ü as in capharnaüm**
 - English: mess
 - Pronunciation: [kah-far-nah-um]
 - Example: Ta chambre était un vrai capharnaüm (Your room was a real mess)



ELISIONS

Elision in French involves dropping a vowel sound in certain contexts to ease pronunciation. It typically occurs with the vowel "e" when followed by a word starting with a vowel or a silent h.

L' (elision of "le" or "la")

Formation

When "le" or "la" is followed by a vowel or a silent h, it becomes "l'" to avoid the awkward combination of vowel sounds.

L'homme (the man)

Pronunciation: [lawm]

Example: L'homme est arrivé. (The man has arrived.)

L'ami (the friend)

Example: L'amie de Marie est très gentille. (Marie's friend is very kind.)

La (elision of "la")

Formation: The definite article "la" becomes "l'" before a vowel or a silent h.

L'idée (the idea)

Pronunciation: [lee-day]

Example: L'idée est bonne. (The idea is good.)

L'heure (the time)

Pronunciation: [lur]

Example: L'heure du départ approche. (The time of departure is approaching.)

C' (elision of "ce")

Formation

The demonstrative pronoun "ce" becomes "c'" before a vowel or a silent h.

C'est (it is / this is)

Pronunciation: [seh]

Example: C'est une bonne idée. (It is a good idea.)

D' (elision of "de")

Formation

The preposition "de" becomes "d'" before a vowel or a silent h.

D'amitié (of friendship)

Pronunciation: [dah-mee-tay]

Example: Une lettre d'amitié. (A letter of friendship.)

Ne (elision of "ne")

Formation

The negative particle "ne" becomes "n'" before a verb starting with a vowel or a silent h.

N'est (is not)

Pronunciation: [neh]

Example: Il n'est pas ici. (He is not here.)

N'a (has not)

Pronunciation: [nah]

Example: Elle n'a rien dit. (She hasn't said anything.)

Que (elision of "que")

Formation

The conjunction "que" becomes "qu'" before a word starting with a vowel or a silent h.

Qu'il (that he)

Pronunciation: [keel]

Example: Je pense qu'il est gentil. (I think that he is kind.)

Qu'on (that one)

Pronunciation: [kawn]

Example: Il faut qu'on parte. (It's necessary that we leave.)

Se (elision of "se")

Formation

The reflexive pronoun "se" becomes "s'" before a vowel or a silent h.

S'est (has/have)

Pronunciation: [sɛ]

Example: Elle s'est levée tôt. (She got up early.)

S'ouvre (opens)

Pronunciation: [soovr]

Example: La porte s'ouvre lentement. (The door opens slowly.)

Ce (elision of "ce")

Formation

The demonstrative pronoun "ce" becomes "c" before a vowel or a silent h.

C'est (it is / this is)

Pronunciation: [seh]

Example: C'est un bon chien. (This is a good dog.)

C'était (it was / this was)

Pronunciation: [seh-teh]

Example: C'était intéressant. (It was interesting.)

Me (elision of "me")

Formation

The reflexive pronoun "me" becomes "m" before a vowel or a silent h.

M'appelle (call myself)

Pronunciation: [mah-pel]

Example: Je m'appelle Marie. (My name is Marie.)

M'aime (loves me)

Pronunciation: [mem]

Example: Il m'aime beaucoup. (He loves me a lot.)

Te (elision of "te")

Formation

The reflexive pronoun "te" becomes "t" before a vowel or a silent h.

T'es (you are)

Pronunciation: [te]

Example: T'es gentil. (You are kind.)

T'appelle (call yourself)

Pronunciation: [tah-pel]

Example: Comment t'appelles-tu? (What's your name?)

Si (elision in "S'il")

Formation

The conjunction "si" (if) becomes "s'il" when followed by "il."

S'il (if he)

Pronunciation: [seel]

Example: S'il part, je partirai aussi. (If he leaves, I will leave too.)

J' (elision of "je")

Formation

The pronoun "je" becomes "j" before a vowel or a silent h.

J'ai (I have)

Pronunciation: [zhay]

Example: J'ai une voiture. (I have a car.)

J'habite (I live)

Pronunciation: [zhah-beet]

Example: J'habite à Paris. (I live in Paris.)





Activities

*For each images, try to say its
word out loud in French. Then,
using your best handwriting, copy
the words in print, and cursive, and
diligently color the images on the
next pages.*

Une serre

Une serre

A greenhouse
UNE SERRE
(LAH FLUHR)



Beaucoup

Beaucoup

A lot of plants

**BEAUCOUP DE
PLANTES**

(LAH FLUHR)



Le jardinier

Le jardinier

The gardener (male)
LE JARDINIER
(LAH FLUHR)




La jardinière

La jardinière

The gardener (female)

LA JARDINIÈRE

(LAH FLUHR)



Les produits

Les produits

The produce
LES PRODUITS DU JARDIN
(LAH FLUHR)



Use your pencil to trace a
line from each French word
to the image that matches it..

As you match it, try to say
the word out loud!

POULE

(pull)



Rack
RÂTEAU

(rah-toh)



Blueberries
MYRTILLES

(meer-tee)



Mango
MANGUE

(mahg)



Basil
BASILIC
(bah-zeel-EEK)



Peaches
PÊCHES

(pesh)



Rabbit
LAPIN
(lah-pah)



Seeds
GRAINES
(grehn)



Strawberries
FRAISES
(frehz)



Orange
ORANGE
(oh-rahnj)



POTATOES
POMMES DE TERRE
(pom duh tehr)



Caterpillar
CHENILLE
(shuh-nee)



Tomatoes
TOMATES
(toh-maht)



Apple
POMME
(pom)



Cucumber
CONCOMBRE
(kon-kom-bruh)



Shovel
PELLE
(pehl)



Hazelnut
NOISETTE
(nwah-zet)



Hat
CHAPEAU
(sha-poh)



Dog
CHIEN
(shyah)



Rice
RIZ
(ree)



Pomegranate
GRENADE
(gruh-nahd)



Sun
SOLEIL
(soh-lay)



French fries
FRITES
(freet)



Cashew nuts
NOIX DE CAJOU
(nwah duh kah-joo)



Cauliflower
CHOU-FLEUR
(shoo fluhr)



Bee
ABEILLE
(ah-baye)




Banana
BANANE
(bah-nahn)



Cat
CHAT
(shah)



Cloud
NUAGE
(Nu-ahj)



Cake
GATEAU
(ga-toh)



Drink
BOISSON
(bwa-soh)



Sunflower
TOURNESOL
(toor-nuh-sol)



Mint
MENTHE
(mant)



Ant
FOURMI
(foor-mee)



Eagle
AIGLE
(eh-gluh)

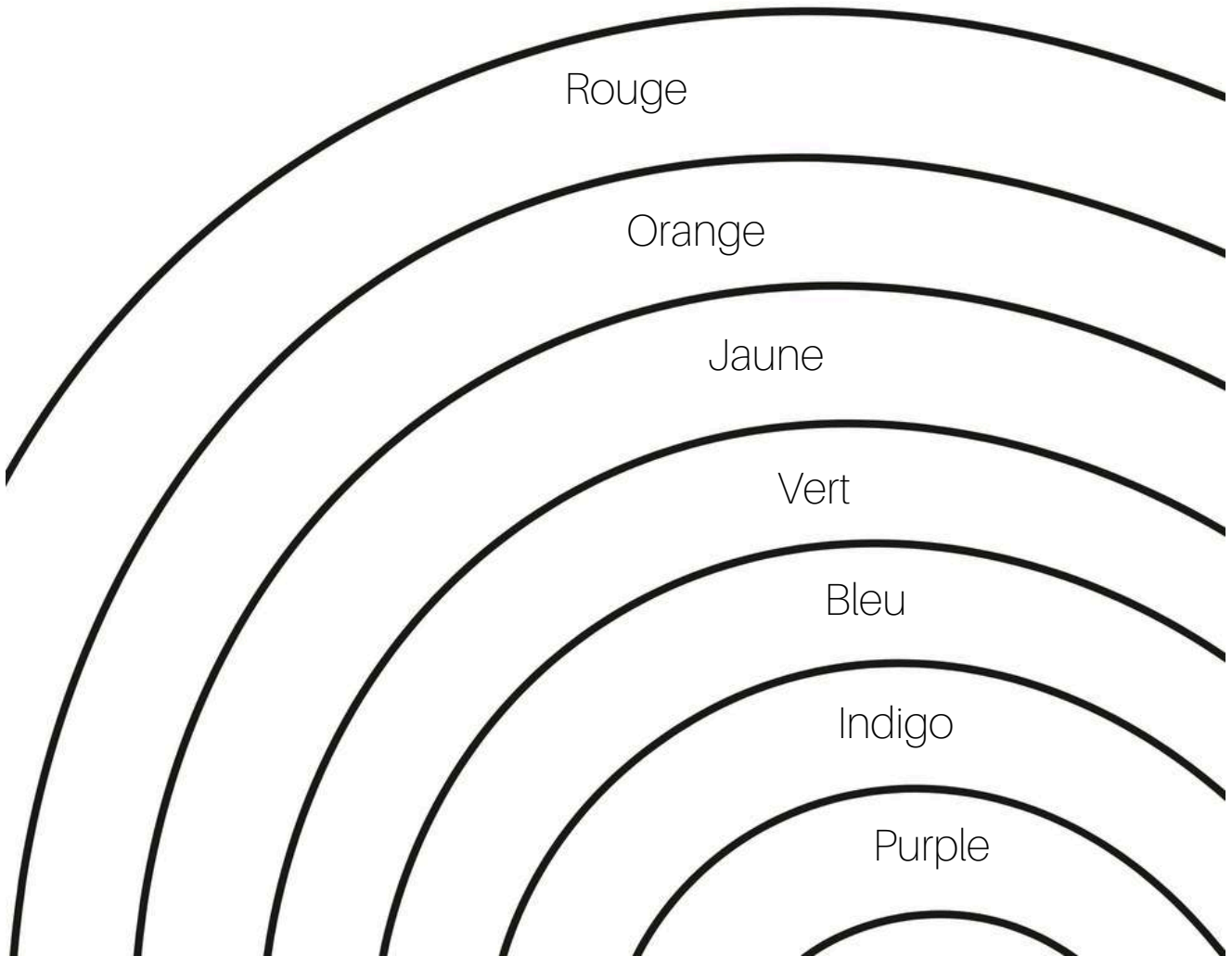


Lemon
CITRON
(see-troh)



Color the rainbow with the right colors according to the French words that you read.

Rainbow
ARC EN CIEL
(ARC AH SEE-EHL)



**DID YOU FIND THIS BOOK *HELPFUL*?
YOUR *FEEDBACK* IS OF GREAT VALUE!**

Dear Readers,

Thank you for choosing this book to explore French words while gardening or just exploring! I hope the colorful illustrations and engaging content have made your learning experience enjoyable and enriching.

If this book has blessed you or added value to your learning journey, I would greatly appreciate it if you could take a moment to leave a review. Your feedback not only helps me but also guides others in discovering this resource.

How to Leave a Review on Amazon:

1. Visit the Book's Amazon Page: Navigate to the page where you purchased the book on Amazon.
2. Scroll to the Review Section: Look for the section titled "Customer Reviews" or "Write a customer review."
3. Share Your Thoughts: Click on "Write a customer review" and share your experience with the book. Your honest feedback can be as detailed or as brief as you like. Feel free to mention what you enjoyed most, how it helped you or your family, and any favorite parts or illustrations.
4. Submit Your Review: After writing your review, give a star rating that reflects your experience, and then click "Submit."

Why Your Review Matters?

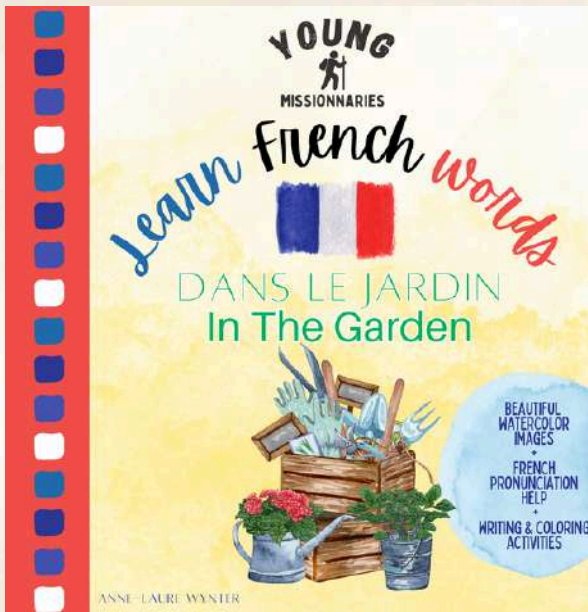
- Helps Other Readers: Your review provides valuable insights to potential readers who are looking for resources to help them and their families grow in faith.
- Supports the Authors: Positive reviews encourage and support the authors in their mission to create meaningful and impactful content.
- Builds a Community: Sharing your thoughts helps build a community of readers who can support and inspire each other in their learning journeys.

Thank you for taking the time to share your thoughts. Your support and feedback mean the world to me and help me continue my mission of spreading the message of the gospel in various ways.

Merci beaucoup! Thank you very much!

Anne-Laure Wynter

Also available on Amazon:



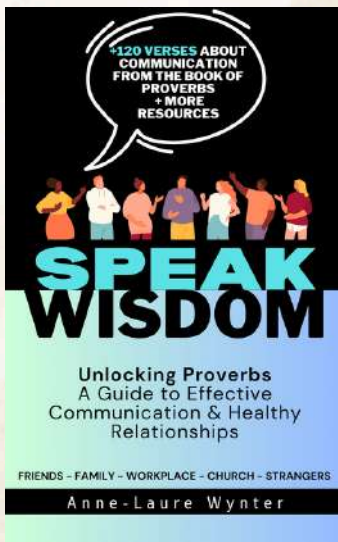
ISBN: 9798334697973

In "Young Missionaries - Learn French Words while in the garden" you will discover other words of French vocabulary such as:

- colors
- action verbs
- nature words
- and more!

To learn more visit

<https://www.amazon.com/dp/B0DBM6L94C> or simply scan this QR code:



ISBN : 979-8879846393

To learn more visit <https://amzn.to/4gzVzAz> or simply scan this QR code:



ISBN : 978-1692338008

To learn more visit <https://amzn.to/47lue82> or simply scan this QR code:



Find more **Christian resources for families** on www.antstalents.com

